

**EUR price list**  
winter 2022

**molo** design, ltd

1470 Venables Street  
Vancouver, B.C.  
Canada V5L 2G7

t +1 604 685 0340  
f +1 604 685 0342


[info@molodesign.com](mailto:info@molodesign.com)  
[www.molodesign.com](http://www.molodesign.com)



## soft collection

### softwall + softblock modular system

softwall + softblock is a modular system of freestanding, flexible partition walls and building blocks. The elements are available in a variety of materials and colours, to offer a range of properties including translucency or opacity, acoustic absorption, fire rating, UV and water resistance. The paper and textile materials contain recycled content and are recyclable. Blue and brown paper products are made from wood harvested from FSC® Certified (FSC® C158591) responsible sources. All softwall + softblock elements are flexible in length, opening to a maximum of 4.5 meters long (15 feet) when fully expanded. When softwall + softblock are compressed for storage, they measure less than 5 centimeters thick (2 inches). Elements may open less than the full length to create shorter partitions, or form longer walls by connecting two or more softwalls via their magnetic end panels. An optional wall hook is available for simple, compact storage.



product	dimensions	material + colour †	product weight*	shipping weight*	price EUR €***	product code
<b>softwall</b> 152.5cm tall x 23.5cm deep (5 feet x 9.25 inches)		paper · natural brown paper · black paper · indigo blue textile · white (translucent) FR textile · white (translucent) <sup>§</sup> textile · aluminum textile · black textile · custom colour**  <sup>§</sup> FR textile softwalls are 29 centimeters deep (11.5 inches)	10.5kg 11.3kg 11.3kg 6.5kg 8.8kg 7.1kg 7.1kg varies	15.2kg 16.0kg 16.0kg 11.2kg 12.9kg 11.8kg 11.8kg varies	1025 1225 1225 1800 2475 2300 2300 varies	M-SW-P-FSC-BR-05-09 M-SW-P-BK-05-09 M-SW-P-FSC-BU-05-09 M-SW-T-WH-05-09 M-SW-FRT-WH-05-12 M-SW-T-AL-05-09 M-SW-T-BK-05-09 M-SW-T-CC-05-09
<b>softwall</b> 183cm tall x 23.5cm deep (6 feet x 9.25 inches)		paper · natural brown paper · black paper · indigo blue textile · white (translucent) FR textile · white (translucent) <sup>§</sup> textile · aluminum textile · black textile · custom colour**  <sup>§</sup> FR textile softwalls are 29 centimeters deep (11.5 inches)	12.6kg 13.6kg 13.6kg 7.8kg 10.5kg 8.5kg 8.5kg varies	17.9kg 18.9kg 18.9kg 13.1kg 15.1kg 13.8kg 13.8kg varies	1200 1400 1400 2100 2825 2600 2600 varies	M-SW-P-FSC-BR-06-09 M-SW-P-BK-06-09 M-SW-P-FSC-BU-06-09 M-SW-T-WH-06-09 M-SW-FRT-WH-06-12 M-SW-T-AL-06-09 M-SW-T-BK-06-09 M-SW-T-CC-06-09
<b>softwall</b> 244cm tall x 23.5cm deep (8 feet x 9.25 inches)		paper · natural brown paper · black paper · indigo blue textile · white (translucent) FR textile · white (translucent) <sup>§</sup> textile · aluminum textile · black textile · custom colour**  <sup>§</sup> FR textile softwalls are 29 centimeters deep (11.5 inches)	16.3kg 18.1kg 18.1kg 10.3kg 14.4kg 11.3kg 11.3kg varies	20.2kg 22.0kg 22.0kg 14.2kg 20.6kg 15.2kg 15.2kg varies	1500 1775 1775 2925 3825 3750 3850 varies	M-SW-P-FSC-BR-08-09 M-SW-P-BK-08-09 M-SW-P-FSC-BU-08-09 M-SW-T-WH-08-09 M-SW-FRT-WH-08-12 M-SW-T-AL-08-09 M-SW-T-BK-08-09 M-SW-T-CC-08-09
<b>softwall</b> 244cm tall x 34cm deep (8 feet x 13.3 inches)		textile · white (translucent) FR textile · white (translucent) <sup>§</sup> textile · aluminum textile · black textile · custom colour**  <sup>§</sup> FR textile softwalls are 45 centimeters deep (17.75 inches)	14.9kg 18.0kg 16.3kg 16.3kg varies	22.1kg 25.6kg 23.5kg 23.5kg varies	3500 4750 4700 4850 varies	M-SW-T-WH-08-13 M-SW-FRT-WH-08-18 M-SW-T-AL-08-13 M-SW-T-BK-08-13 M-SW-T-CC-08-13
<b>softwall</b> 305cm tall x 34cm deep (10 feet x 13.3 inches)		textile · white (translucent) FR textile · white (translucent) <sup>§</sup> ** textile · aluminum textile · black textile · custom colour**  <sup>§</sup> FR textile softwalls are 45 centimeters deep (17.75 inches)	18.6kg 22.5kg 20.4kg 20.4kg varies	31.6kg 36.0kg 33.4kg 33.4kg varies	4500 5700 5550 5750 varies	M-SW-T-WH-10-13 M-SW-FRT-WH-10-18 M-SW-T-AL-10-13 M-SW-T-BK-10-13 M-SW-T-CC-10-13
<b>custom colour**</b>		textile softwall + softblock are available in any Pantone colour lead time: 12 - 18 weeks (expedited service available) minimum order: varies, please inquire for more details			price varies with colour + size; please request a quote	
<b>custom height fee</b>		softwall + softblock elements can be trimmed to custom height (there are some constraints due to position of magnets in end panels; please inquire)			100	SRV-CUT-H-WALL

\* weights may vary

\*\* 12 - 18 week lead time + minimum quantities may apply for custom colour textile softwall

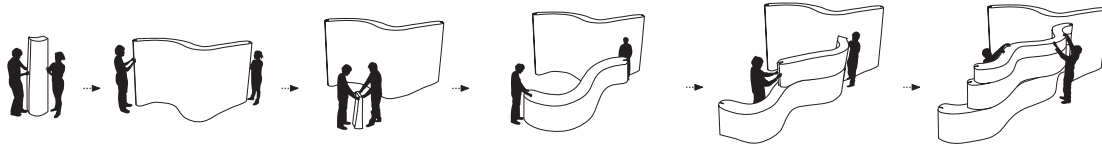
\*\*\* prices do not include shipping; purchaser is responsible for all import duties + VAT

† acoustic testing documentation + fire-rating certification available upon request

# soft collection

## softwall + softblock modular system

Each softwall + softblock is flexible in length, opening to a maximum of 4.5 meters long (15 feet). Elements connect lengthwise via concealed magnets and can be stacked to play with height.



product	dimensions	material + colour †	product weight*	shipping weight*	price EUR €**	product code
<b>softblock</b> 30.5cm tall x 23.5cm deep (1 foot x 9.25 inches)		paper · natural brown paper · black paper · indigo blue** textile · white (translucent) FR textile · white (translucent)§ textile · aluminum** textile · black textile · custom colour**	2.1kg 2.3kg 2.3kg 1.3kg 1.8kg 1.4kg 1.4kg varies	3.2kg 3.4kg 3.4kg 2.4kg 2.8kg 2.5kg 2.5kg varies	250 275 275 400 525 475 475 varies	M-SB-P-FSC-BR-01-09 M-SB-P-BK-01-09 M-SB-P-FSC-BU-01-09 M-SB-T-WH-01-09 M-SB-FRT-WH-01-12 M-SB-T-AL-01-09 M-SB-T-BK-01-09 M-SB-T-CC-01-09
<b>softblock</b> 61cm tall x 23.5cm deep (2 feet x 9.25 inches)		paper · natural brown paper · black paper · indigo blue** textile · white (translucent) FR textile · white (translucent)§ textile · aluminum** textile · black textile · custom colour**	4.2kg 4.5kg 4.5kg 2.6kg 3.6kg 2.8kg 2.8kg varies	6.2kg 6.5kg 6.5kg 4.6kg 5.4kg 4.8kg 4.8kg varies	450 500 500 750 1000 900 900 varies	M-SB-P-FSC-BR-02-09 M-SB-P-BK-02-09 M-SB-P-FSC-BU-02-09 M-SB-T-WH-02-09 M-SB-FRT-WH-02-12 M-SB-T-AL-02-09 M-SB-T-BK-02-09 M-SB-T-CC-02-09
<b>softblock</b> 91.5cm tall x 23.5cm deep (3 feet x 9.25 inches)		paper · natural brown paper · black paper · indigo blue** textile · white (translucent) FR textile · white (translucent)§ textile · aluminum** textile · black textile · custom colour**	6.3kg 6.8kg 6.8kg 3.9kg 5.3kg 4.3kg 4.3kg varies	9.3kg 9.8kg 9.8kg 6.9kg 7.9kg 7.3kg 7.3kg varies	650 750 750 1100 1450 1325 1325 varies	M-SB-P-FSC-BR-03-09 M-SB-P-BK-03-09 M-SB-P-FSC-BU-03-09 M-SB-T-WH-03-09 SB-FRT-WH-03-12-M1-B1 M-SB-T-AL-03-09 M-SB-T-BK-03-09 M-SB-T-CC-03-09
<b>softblock</b> 30.5cm tall x 34cm deep (1 foot x 13.3 inches)		paper · natural brown paper · black paper · indigo blue** textile · white (translucent) FR textile · white (translucent)§ textile · aluminum** textile · black textile · custom colour**	3.3kg 3.3kg 3.3kg 1.9kg 2.3kg 2.0kg 2.0kg varies	4.5kg 4.5kg 4.5kg 3.1kg 3.6kg 3.2kg 3.2kg varies	300 375 375 500 725 625 625 varies	M-SB-P-FSC-BR-01-13 M-SB-P-BK-01-13 M-SB-P-FSC-BU-01-13 M-SB-T-WH-01-13 M-SB-FRT-WH-01-18 M-SB-T-AL-01-13 M-SB-T-BK-01-13 M-SB-T-CC-01-13
<b>softblock</b> 61cm tall x 34cm deep (2 feet x 13.3 inches)		paper · natural brown paper · black paper · indigo blue** textile · white (translucent) FR textile · white (translucent)§ textile · aluminum** textile · black textile · custom colour**	6.5kg 6.5kg 6.5kg 3.7kg 4.5kg 4.0kg 4.0kg varies	8.7kg 8.7kg 8.7kg 5.9kg 6.7kg 6.2kg 6.2kg varies	525 675 675 925 1350 1150 1150 varies	M-SB-P-FSC-BR-02-13 M-SB-P-BK-02-13 M-SB-P-FSC-BU-02-13 M-SB-T-WH-02-13 M-SB-FRT-WH-02-18 M-SB-T-AL-02-13 M-SB-T-BK-02-13 M-SB-T-CC-02-13
<b>softblock</b> 91.5cm tall x 34cm deep (3 feet x 13.3 inches)		paper · natural brown paper · black paper · indigo blue** textile · white (translucent) textile · heavyweight white (translucent)§ FR textile · white (translucent)§ textile · aluminum** textile · black textile · custom colour**	9.7kg 9.7kg 9.7kg 5.6kg 13.0kg 6.8kg 6.2kg 6.2kg varies	13.0kg 13.0kg 13.0kg 8.9kg 16.8kg 10.3kg 9.5kg 9.5kg varies	750 950 950 1350 2800 2175 1700 1700 varies	M-SB-P-FSC-BR-03-13 M-SB-P-BK-03-13 M-SB-P-FSC-BU-03-13 M-SB-T-WH-03-13 M-SB-T-WH-03-18-HW M-SB-FRT-WH-03-18 M-SB-T-AL-03-13 M-SB-T-BK-03-13 M-SB-T-CC-03-13

§ softwall + softblock elements are flexible in length, opening to a max 4.5 meters long (15 feet). When compressed for storage, softwall + softblock are less than 5 centimeters thick (2 inches).

§ FR + heavyweight textile softblocks are 45 centimeters deep (17.75 inches)

\* weights may vary

\*\* 12 - 18 week lead time + minimum quantities may apply for indigo blue paper + custom colour + heavyweight textile + aluminum textile softblock

\*\*\* prices do not include shipping; purchaser is responsible for all taxes + import duties

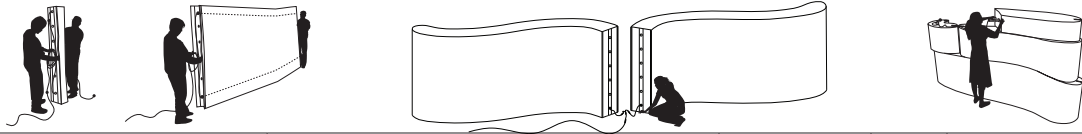
† acoustic testing documentation + fire-rating certification available upon request







## soft collection

### LED ribbon for white textile softwall + softblock

Flexible LED ribbons integrate with textile softwall + softblock to transform the elements into expressive, luminous space partitions. Light emphasizes the subtle beauty of the translucent material, illuminating the delicate fibres. LEDs are available in warm white or neutral white. Please inquire about the recommended arrangement for your project.



product	dimensions + specs	colour of LED	price EUR €**	product code
<b>LED for softwall + softblock</b>  we recommend 1 LED ribbon per every 61 centimeters (2 feet) in height of softblocks. Please ask for advice specific to your project	 <p><b>LED - 1 ribbon kit</b> 1 LED ribbon in bottom hole of any size softwall</p> <p>warm white: 2300 lumens** neutral white: 2570 lumens** 27W power draw</p> <p>kit includes: + one flexible LED ribbon 4.5 meters long (15 feet) + one power wire 3.5 meters long (11.5 feet) + 100 - 240V 40W plug-in transformer + plug types available: A, C, G, I</p> <p>shipping weight: 0.75kg (1.6lbs)*</p>	neutral white (4000K) warm white (2700K)	300	M-SA-LED-RIB-NW-1 M-SA-LED-RIB-WW-1
	 <p><b>LED up to 61cm (2') apart - 2 ribbon kit</b></p> <p><b>LED up to 152.5cm (5') apart - 2 ribbon kit</b></p> <p><b>LED up to 213cm (7') apart - 2 ribbon kit</b></p> <p>warm white: 4600 lumens** neutral white: 5140 lumens** 54W power draw</p> <p>kit include: + two flexible LED ribbons 4.5 meters long (15 feet) + one power wire 3.5 meters long (11.5 feet) + 2-way coupler + 100 - 240V 60W plug-in transformer + plug types available: A, C, G, I</p> <p>shipping weight: 1.6kg (3.5lbs)*</p>	neutral white (4000K) warm white (2700K)	550	M-SA-LED-RIB-NW-2 M-SA-LED-RIB-WW-2
	 <p><b>LED up to 152.5cm (5') apart - 2 ribbon kit</b></p> <p><b>LED up to 213cm (7') apart - 2 ribbon kit</b></p> <p>warm white: 4600 lumens** neutral white: 5140 lumens** 54W power draw</p> <p>kit include: + two flexible LED ribbons 4.5 meters long (15 feet) + one power wire 3.5 meters long (11.5 feet) + 2-way coupler + 100 - 240V 60W plug-in transformer + plug types available: A, C, G, I</p> <p>shipping weight: 1.6kg (3.5lbs)*</p>	neutral white (4000K) warm white (2700K)	550	M-SA-LED-RIB-NW-5 M-SA-LED-RIB-WW-5
<b>4.5 meter (15 foot) electrical extension</b>	 <p>to extend the length of power wire for softwall + softblock LED ribbon (silver coaxial cable)</p> <p>details available upon request</p>		90	SA-EEXT-15

\* weights may vary

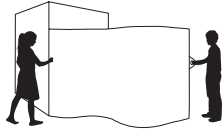
\*\* lumen values refer to LED output; textile material of softwall + softblock will absorb some light

\*\*\* prices do not include shipping; purchaser is responsible for all import duties + VAT

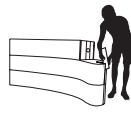
# soft collection

## accessories for softwall + softblock

softwall + softblock are freestanding, however, molo provides optional accessories that offer additional functionality. Please contact the studio to discuss which accessories may suit your project.



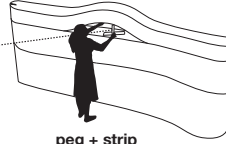
**anchor strip**  
anchor magnetic end panel of softwall to any solid surface




**felt handle**  
may attach to softwalls that are opened and closed frequently



**anchor strip**  
align ends of softblocks directly over one another



**peg + strip**  
reinforce the connection between horizontal layers of softblocks



**tubes**  
transform softblock into a rigid beam to span windows or door openings. Tubes can also hold softwall + softblock in straight lengths.

product		dimensions	material + colour	price EUR €**	product code
<b>anchor strip</b> 1 set per end of softwall, softblock		for softblock (set of 2) 30 x 6cm (11.75 x 2.4 inches) 0.7kg (1.5lbs)*	white powder coated steel without adhesive backing	60	M-SA-STRP-SB-01
		for softwall · 152.5cm (5ft) tall 137 x 16cm (54 x 6.3 inches) 4.7kg (10.4lbs)*	white powder coated steel with adhesive backing	200	M-SA-STRP-SW-05
		for softwall · 183cm (6ft) tall 167.5 x 16cm (66 x 6.3 inches) 5.6kg (12.4lbs)*	white powder coated steel with adhesive backing	225	M-SA-STRP-SW-06
		for softwall · 183cm (6ft) tall FR 167.5 x 6cm (66 x 2.4 inches) 4.6kg (10.1lbs)*	white powder coated steel with adhesive backing	275	M-SA-STRP-FR-SW-06
		for softwall · 244cm (8ft) + 305cm (10ft) tall 228.5 x 6cm (90 x 2.4 inches) 6.2kg (13.8lbs)*	white powder coated steel with adhesive backing	325	M-SA-STRP-SW-WH-08-10
<b>felt handles</b> 1 set per end of softwall		for softwall · 23.5cm (9.25 inches) deep* 19 x 30.5cm (7.5 x 12 inches) 0.2kg (0.4lbs)* * also used for thinwall	natural grey felted wool black felted wool	80 90	M-SA-HNDL-FLT-GR-09 M-SA-HNDL-FLT-BK-09
		for softwall · 34cm (13.3 inches) deep* 21.6 x 30.5cm (8.5 x 12 inches) 0.2kg (0.4lbs)* * also used for softwall · 29cm (11.5in) + 45cm (17.75in) deep	natural grey felted wool black felted wool	80 90	M-SA-HNDL-FLT-GR-13 M-SA-HNDL-FLT-BK-13
<b>hook for softwall</b> to store compressed softwall on a wall		hook for softwall 7.8 x 2.5cm Ø (3.1 x 1 inches) 0.1kg (0.2lbs)*	stainless steel	25	M-HOOK-STST-WALL
<b>peg + strip</b> reinforce connection between horizontal layers of softblocks		cork pegs 15 x 4cm Ø (6 x 1.5 inches) (set of 2)	natural cork pegs with magnets	110	M-SA-2PEG-1STRP
		steel strip 30 x 6cm (11.75 x 2.4 inches)	white powder coated		
<b>tubes</b> to lock softwall + softblock in straight line, or as a lintel above windows + doorways		custom cut to length for your project, please ask for advice	clear PETG	\$5.50 /30.5cm (1ft)	M-SA-TUBE-PETG-300
			natural brown paper	\$3.00 /30.5cm (1ft)	M-SA-TUBE-P-BR-300
<b>clipping system</b> set of 10		small magnets 13 x 6mm Ø (0.5 x 0.25 inches) 0.1kg (0.2lbs)*	steel clips nickel plated magnets	35	M-SA-CLIP-SM
		large magnets 3 x 25mm Ø (0.12 x 1 inch) 0.1kg (0.2lbs)*		60	M-SA-CLIP-LG
<b>glass vase</b> insert into honeycomb cells of softblock for flowers, pens, catering, etc.		18 x 4cm Ø (7 x 1.5 inches) 0.4kg (1lbs)*	clear borosilicate glass	45	M-SA-VASE-GLS-CL
<b>steel disc</b> use as tray / display surface on softblocks		35cm Ø (13.75 inches) 1.0kg (2.2lbs)*	white powder coated steel	35	M-SA-DISC-ST-WH-LG

\* weights may vary

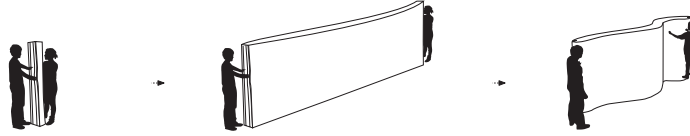
\*\* prices do not include shipping; purchaser is responsible for all import duties + VAT

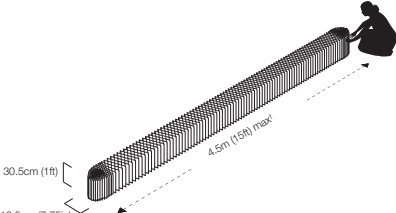
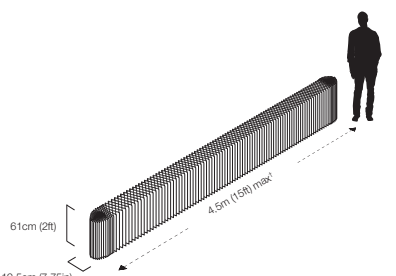
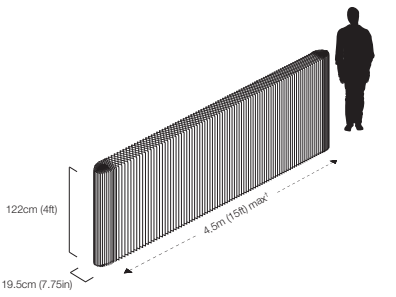
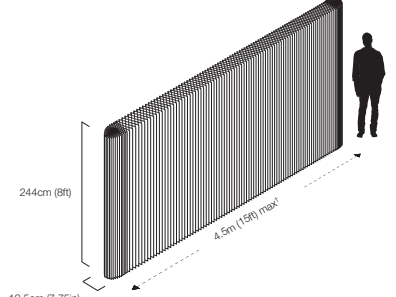


**wood softwall  
+ softblock**

wood softwall + softblock are made from FSC® Certified (FSC® C158591) sustainably sourced, engineered wood. Each piece is flexible in length opening to a maximum of 4.5 meters long (15 feet) when fully expanded, and their modular, magnetic end panels allow them to link in sequence to shape long stretches of wall or immersive environments and displays. Light transmits through the partitions as a delightful, warm glow and reveals playful, enigmatic forms as people or objects cast shadows against them. As natural light changes throughout the day, a range of colours is revealed in the walls, shifting through pale ash, soft cream, and rich yellows.

Pricing and lead time available soon.



product	dimensions	material + colour †	product weight*	shipping weight*	price EUR €***	product code
<b>wood softblock</b> 30.5cm tall x 19.5cm deep (1 feet x 7.75 inches)		wood veneer **	3.8	4.5	TBC	M-SB-FSC-WOOD-01-08
<b>wood softblock</b> 61cm tall x 19.5cm deep (2 feet x 7.75 inches)		wood veneer **	7.5	9.0	TBC	M-SB-FSC-WOOD-02-08
<b>wood softblock</b> 122cm tall x 19.5cm deep (4 feet x 7.75 inches)		wood veneer **	14.2	18.0	TBC	M-SB-FSC-WOOD-04-08
<b>wood softwall</b> 244cm tall x 19.5cm deep (8 feet x 7.75 inches)		wood veneer **	30.0	36.0	TBC	M-SW-FSC-WOOD-08-08

\* weights may vary

\*\* 12 - 18 week lead time + minimum quantities may apply

\*\*\* prices do not include shipping; purchaser is responsible for all import duties + VAT

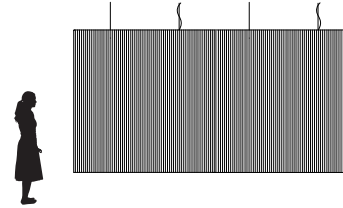


# soft collection

## suspended softwall + softblock luminaires

Lift white textile softwall + softblock into the air with new LED armatures designed to transform the partitions into suspended luminaires, seemingly weightless structures that hold straight lines or perfect 90-degree turns. Available in standard 5.05m (16.5ft) lengths or half-length modules of 2.6m (8' 6 3/4"). Connect them modularly and at different heights throughout a high-ceilinged space to form a hanging, luminous sculpture garden.

Available late February 2023.



product	dimensions	power supply voltage	material + colour †	product weight*	pricing EUR\$***	product code
<b>softblock luminaires</b> 61 tall x 488cm long (2 feet x 16 feet)		hardwire 110 - 240 V + 277 V	neutral white (4000K) warm white (2700K)	15.0	3500	M-SSB-02-16-4000 M-SSB-02-16-2700
			neutral white (4000K) warm white (2700K)	8.7	1950	M-SSB-02-08-4000 M-SSB-02-08-2700
<b>softblock luminaires</b> 91.5 tall x 488cm long (3 feet x 16 feet)		hardwire 110 - 240 V + 277 V	neutral white (4000K) warm white (2700K)	17.3	3800	M-SSB-03-16-4000 M-SSB-03-16-2700
			neutral white (4000K) warm white (2700K)	10.2	2150	M-SSB-03-08-4000 M-SSB-03-08-2700
<b>softblock luminaires</b> 122 tall x 488cm long (4 feet x 16 feet)		hardwire 110 - 240 V + 277 V	neutral white (4000K) warm white (2700K)	19.4	4100	M-SSB-04-16-4000 M-SSB-04-16-2700
			neutral white (4000K) warm white (2700K)	11.8	2400	M-SSB-04-08-4000 M-SSB-04-08-2700
<b>softwall luminaires</b> 152.5 tall x 488cm long (5 feet x 16 feet)		hardwire 110 - 240 V + 277 V	neutral white (4000K) warm white (2700K)	21.5	4500	M-SSB-05-16-4000 M-SSB-05-16-2700
			neutral white (4000K) warm white (2700K)	13.3	2600	M-SSB-05-08-4000 M-SSB-05-08-2700
<b>softwall luminaires</b> 163 tall x 488cm long (6 feet x 16 feet)		hardwire 110 - 240 V + 277 V	neutral white (4000K) warm white (2700K)	23.4	4700	M-SSB-06-16-4000 M-SSB-06-16-2700
			neutral white (4000K) warm white (2700K)	14.4	2800	M-SSB-06-08-4000 M-SSB-06-08-2700
<b>softwall luminaires</b> 244 tall x 488cm long (8 feet x 16 feet)		hardwire 110 - 240 V + 277 V	neutral white (4000K) warm white (2700K)	24.5	5425	M-SSB-08-16-4000 M-SSB-08-16-2700
			neutral white (4000K) warm white (2700K)	15.5	3300	M-SSB-08-08-4000 M-SSB-08-08-2700

\* weights may vary

\*\* 12 - 18 week lead time may apply


\*\*\* prices do not include shipping; purchaser is responsible for all taxes + import duties



# soft collection

## softseating

softseating is a line of flexible furniture made from paper or textile. Each element uses honeycomb geometry to fan open into a stool, bench, table or lounger, compressing for storage. Magnetic end panels allow two or more elements to connect, forming long winding benches. Blue and brown paper products are made from wood harvested from FSC® Certified (FSC® C158591) responsible sources.



product	dimensions	material + colour	product weight*	shipping weight*	price EUR €***	product code
<b>fanning stool</b> 30.5cm tall x 40.5cm Ø (12 x 16 inches)		paper · natural brown paper · black paper · indigo blue** textile · white (translucent)** textile · aluminum**	1.8kg 1.9kg 1.9kg 1.5kg 1.7kg	2.3kg 2.4kg 2.4kg 2.0kg 2.2kg	175 225 225 370 450	M-SS-P-FSC-BR-12-16 M-SS-P-BK-12-16 M-SS-P-FSC-BU-12-16 M-SS-T-WH-12-16 M-SS-T-AL-12-16
<b>fanning stool</b> 45.5cm tall x 40.5cm Ø (18 x 16 inches)		paper · natural brown paper · black paper · indigo blue** textile · white (translucent) textile · aluminum**	2.9kg 3.0kg 3.0kg 2.5kg 2.7kg	3.4kg 3.5kg 3.5kg 2.9kg 3.1kg	225 300 300 475 600	M-SS-P-FSC-BR-18-16 M-SS-P-BK-18-16 M-SS-P-FSC-BU-18-16 M-SS-T-WH-18-16 M-SS-T-AL-18-16
<b>fanning stool · bench</b> stool: 30.5cm tall x 61cm Ø (12 x 24 inches)		paper · natural brown paper · black paper · indigo blue** textile · white (translucent)** textile · aluminum**	5.1kg 5.3kg 5.3kg 4.6kg 4.8kg	6.0kg 6.2kg 6.2kg 5.5kg 5.7kg	325 450 450 775 825	M-SS-P-FSC-BR-12-24 M-SS-P-BK-12-24 M-SS-P-FSC-BU-12-24 M-SS-T-WH-12-24 M-SS-T-AL-12-24
<b>fanning stool · bench</b> stool: 45.5cm tall x 61cm Ø (18 x 24 inches)		paper · natural brown paper · black paper · indigo blue** textile · white (translucent)** textile · aluminum**	7.9kg 8.1kg 8.1kg 6.8kg 7.0kg	9.0kg 9.2kg 9.2kg 8.0kg 8.2kg	500 675 675 1200 1600	M-SS-P-FSC-BR-18-24 M-SS-P-BK-18-24 M-SS-P-FSC-BU-18-24 M-SS-T-WH-18-24 M-SS-T-AL-18-24
<b>fanning stool · bench</b> stool: 30.5cm tall x 91.5cm Ø (12 x 36 inches)		paper · natural brown paper · black paper · indigo blue** textile · white (translucent)** textile · aluminum**	9.3kg 11.2kg 11.2kg 7.6kg 7.8kg	10.4kg 12.3kg 12.3kg 8.7kg 8.9kg	525 675 675 1200 1500	M-SS-P-FSC-BR-12-36 M-SS-P-BK-12-36 M-SS-P-FSC-BU-12-36 M-SS-T-WH-12-36 M-SS-T-AL-12-36
<b>fanning stool · bench</b> stool: 45.5cm tall x 91.5cm Ø (18 x 36 inches)		paper · natural brown paper · black paper · indigo blue** textile · white (translucent) textile · aluminum**	14.3kg 15.1kg 15.1kg 11.9kg 12.1kg	16.6kg 17.4kg 17.4kg 14.2kg 14.4kg	750 1000 1000 1800 2250	M-SS-P-FSC-BR-18-36 M-SS-P-BK-18-36 M-SS-P-FSC-BU-18-36 M-SS-T-WH-18-36 M-SS-T-AL-18-36
<b>lounger</b> 40.5cm tall x 215cm Ø (16 x 84 inches)		paper · natural brown	69.0kg	79.5kg	3350	M-SS-P-FSC-BR-16-84-LNGR
<b>lounger</b> 16 x 60 inches (40.5cm tall x 152.5cm Ø)		paper · black	30.0kg	42.0kg	3200	M-SS-P-BK-16-60-LNGR
<b>lounger</b> 40.5cm tall x 190cm Ø (16 x 74 inches)		paper · indigo blue** textile · white (translucent)** textile · aluminum**	58.5kg 42.0kg 43.2kg	73.8kg 57.0kg 58.2kg	3750 8350 11850	M-SS-P-FSC-BU-16-74-LNGR M-SS-T-WH-16-74-LNGR M-SS-T-AL-16-74-LNGR

\* weights may vary

\*\* 12 - 18 week lead time may apply for indigo blue paper + white textile + aluminum textile softseating

\*\*\* prices do not include shipping; purchaser is responsible for all taxes + import duties










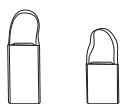


## soft collection

### softseating accessories

Available in sizes that correspond to softseating fanning stool's surface diameter, wool felt pads and PaperStone hard tops make lovely companions to molo softseating, tables and display podiums. Wool felt pads can also be used as cushions along a bench or benchwall, placed directly on the floor as small area rugs, or used as a bed for four-legged friends. Felt pads are 100% natural, and PaperStone hard tops are made from FSC® Certified (FSC® C158591) sustainably sourced materials.



product	dimensions	material + colour	product weight*	shipping weight*	pricing EUR\$***	product code
<b>wool felt pad</b> (optional) use wool felt pad independently or pair with softseating fanning stools	38cm Ø (15in)  58.5cm Ø (23in)  89cm Ø (35in) 	38cm (15in) · natural grey felted wool 58.5cm (23in) · natural grey felted wool 89cm (35in) · natural grey felted wool  shipping dimensions available upon request	0.8kg 1.1kg 2.5kg	1.1kg 1.5kg 3.9kg	85 150 285	SA-PAD-FLT-GR-15 SA-PAD-FLT-GR-23 SA-PAD-FLT-GR-35
<b>PaperStone top</b> (optional) 35.5cm Ø (14 inches)  use top independently or pair with benchwall, softseating fanning stools and benches	35.5cm Ø (14in) 	PaperStone · brown ** PaperStone · black **  pricing and lead time available soon	TBC TBC	TBC TBC	TBC TBC	P-TOP-FSC-BR-14 P-TOP-FSC-BK-14
<b>PaperStone top</b> (optional) 56cm Ø (22 inches)  use top independently or pair with softseating fanning stools	56cm Ø (22in) 	PaperStone · brown ** PaperStone · black **  pricing and lead time available soon	TBC TBC	TBC TBC	TBC TBC	P-TOP-FSC-BR-22 P-TOP-FSC-BK-22
<b>PaperStone top</b> (optional) 86.5cm Ø (34 inches)  use top independently or pair with softseating fanning stools	86.5cm Ø (34in) 	PaperStone · brown ** PaperStone · black **  pricing and lead time available soon	TBC TBC	TBC TBC	TBC TBC	P-TOP-FSC-BR-34 P-TOP-FSC-BK-34
<b>wool felt tote</b> (optional) use wool felt tote to carry 40.5cm Ø (16 inch) softseating fanning stools in their compressed form		small · natural grey felted wool for 30.5cm tall x 40.5cm Ø (12 x 16 inches) fanning stool  large · natural grey felted wool for 45.5cm tall x 40.5cm Ø (18 x 16 inches) fanning stool  shipping dimensions available upon request	0.1kg  0.1kg	0.2kg  0.2kg	75  90	P-TOTE-FLT-GR-12  P-TOTE-FLT-GR-18

\* weights may vary

\*\* 12 - 18 week lead time may apply for PaperStone tops

\*\*\* prices do not include shipping; purchaser is responsible for all taxes + import duties

# soft collection

## cantilever table + hard top

cantilever table uses a flexible paper or textile base and is available in two heights. A single base uses honeycomb geometry to fan open and support a round top. Blue and brown paper bases are made from wood harvested from FSC® Certified (FSC® C158591) responsible sources. The sketching circles accessory accompanies the round top, providing a collaborative work environment that allows for ideas to grow as they spin around the table.



product	dimensions	material + colour	product weight*	shipping weight*	price EUR €***	product code
<b>cantilever table</b> sitting height with round top with pencil holder/vase		natural paper base + natural MDF top black paper base + black MDF top blue paper base + natural MDF top** white textile base + natural MDF top** white textile base + Carrara marble top** aluminum textile base + natural MDF top**  ships palletized 122 x 122 x 50 centimeters (48 x 48 x 19.75 inches)	27.3kg 30.1kg 30.1kg 37.1kg 74.7kg 37.1kg	60.5kg 63.4kg 63.4kg 58.7kg 108.0kg 58.7kg	2650 2800 2800 4850 8600 5650	M-CT-P-FSC-BR-27-MDF-47 M-CT-P-BK-27-BK-MDF-47 M-CT-P-FSC-BU-27-MDF-47 M-CT-T-WH-27-MDF-47 M-CT-T-WH-27-MAR-47 M-CT-T-AL-27-MDF-47
round table includes: + flexible honeycomb base + round 120 centimeter Ø (47 inch) top + large neoprene grip disc 81.3 centimeters Ø (32 inches) + glass pencil holder/vase optional 400 sheets sketching circles available		cantilever table bases and table tops can be ordered in colour and material combinations other than the sets listed above. Please inquire for pricing and more details.				

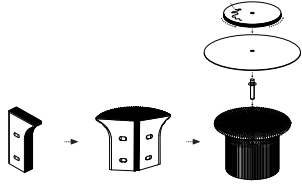
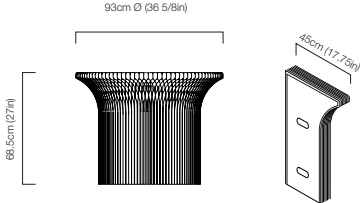
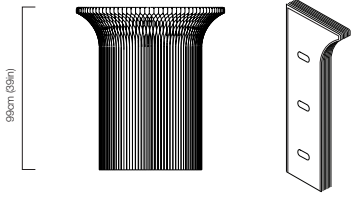
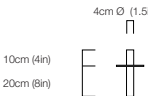
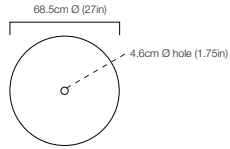


\* weights may vary

\*\* 12 - 18 week lead time may apply for indigo blue paper + white textile + aluminum textile cantilever table

\*\*\* prices do not include shipping; purchaser is responsible for all import duties + VAT



# soft collection

product	dimensions	material + colour	product weight*	shipping weight*	price EUR €***	product code
<b>cantilever table components</b> The components of cantilever table are available for individual purchase. molo offers these pieces as an opportunity to continue the design process, encouraging clients to pair the bases with tabletops of their own design, or from a unique material palette. To discuss your idea, please contact the studio.						
<b>cantilever table base</b> sitting height		paper · natural brown paper · black paper · indigo blue** textile · white (translucent)** textile · aluminum**  ships in box 89 x 48 x 15 centimeters (35 x 18.9 x 5.9 inches)	14.1kg 16.9kg 16.9kg 12.2kg 12.4kg	15.2kg 18.0kg 18.0kg 13.3kg 13.5kg	1150 1350 1350 3250 4000	M-CT-BASE-P-FSC-BR-27-37 M-CT-BASE-P-BK-27-37 M-CT-BASE-P-FSC-BU-27-37 M-CT-BASE-T-WH-27-37 M-CT-BASE-T-AL-27-37
<b>cantilever table base</b> standing height		paper · natural brown paper · black paper · indigo blue** textile · white (translucent)** textile · aluminum**  ships in box 122 x 48 x 17 centimeters (48 x 18.9 x 6.7 inches)	20.8kg 21.9kg 21.9kg 17.3kg 17.5kg	21.9kg 23.0kg 23.0kg 18.4kg 18.6kg	1425 1750 1750 3900 4900	M-CT-BASE-P-FSC-BR-39-37 M-CT-BASE-P-BK-39-37 M-CT-BASE-P-FSC-BU-39-37 M-CT-BASE-T-WH-39-37 M-CT-BASE-T-AL-39-37
<b>glass vase / spindle</b> accessory for cantilever table in round arrangement		glass wood  ships in tube 38 x 15 centimeters Ø (15 x 6 inches Ø)	0,8kg	1,5kg	100	M-SA-PENCIL-H
<b>paper sketching circles</b> 400 sheets accessory for cantilever table in round arrangement requires glass spindle (above)		paper · white  ships in box 69 x 69 x 7.5 centimeters (30 x 30 x 3 inches)	11.5kg	14.8kg	150	M-SA-SKETCH-P-WH-27
<b>grip disc</b> neoprene grip disc increases friction between table top and honeycomb base		large · 81.3 centimeters Ø (32 inches) for cantilever table fanned into round arrangement			18	P-SA-CT-DISC-32
<b>wool felt pad</b> use wool felt pad as a soft top to cantilever table in round arrangement		natural grey felted wool 89 centimeters (35 inches)  shipping dimensions available upon request	2.5kg	3.9kg	1285	M-SA-PAD-FLT-GR-35

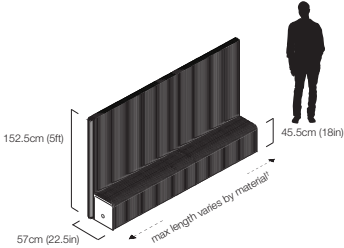
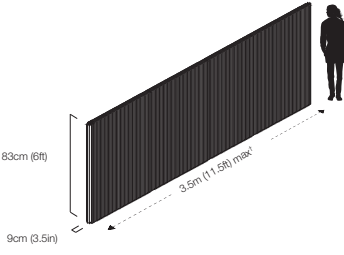

\* weights may vary

\*\* 12 - 18 week lead time may apply for indigo blue paper + white textile + aluminum textile cantilever table

\*\*\* prices do not include shipping; purchaser is responsible for all import duties + VAT



## soft collection


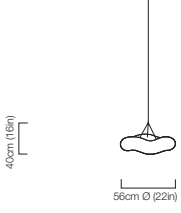
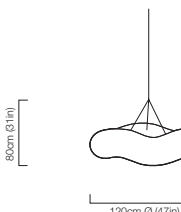
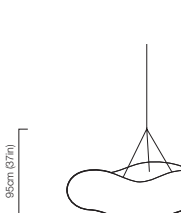
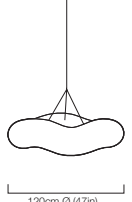
<b>benchwall + thinwall</b>		<p>benchwall is a flexible, paper or textile bench with a tall backrest that acts as both acoustic space partition and seating. benchwall can stretch into straight, high backed seating or sweep into a circular bench-lined room for intimate meetings. benchwall may magnetically connect to the 45.5 x 91.5 centimeter diameter (18 x 36 inch diameter) size softseating stool + bench to form modular seating arrangements. Blue and brown paper products are made from wood harvested from FSC® Certified (FSC® C158591) responsible sources.</p> <p>thinwall was designed as an acoustic, sculptural liner for solid walls, columns and ceilings or as a flexible wrap for storage areas, reception desks and other millwork. It measures only 9 centimeters wide (3.5 inches) and reaches 183 centimeters high (6 feet). Adjustable in length, it stretches up to 3.5 meters long.</p>					
product	dimensions	material + colour	product weight*	shipping weight*	price EUR €***	product code	
<b>benchwall</b>  backrest: 152.5cm tall x 11.5cm deep (5 feet x 4.5 inches)  seat: 45.5cm tall x 45.5cm deep (18 x 18 inches)	 <p>152.5cm (5ft) 45.5cm (18in) 57cm (22.5in) max. length varies by material</p> <p>*benchwall elements are flexible in length, but vary by material:                      — paper benchwalls open to a max 3.5 meters (11.5 feet) long                      — textile benchwalls open to a max 5.0m (16.5 feet) long</p>	paper · natural brown paper · black paper · blue ** textile · white (translucent) (5m long) (16.5 feet) ** textile · aluminum (5m long) (16.5 feet) ***  shipping dimensions available upon request	33.0kg 32.0kg 32.0kg 34.8kg 35.1kg	41.5kg 40.5kg 40.5kg 43.6kg 43.9kg	2100 2800 2800 10500 13850	M-BW-P-FSC-BR-05-11 M-BW-P-BK-05-11 M-BW-P-FSC-BU-05-11 M-BW-T-WH-05-16 M-BW-T-AL-05-16	
<b>thinwall</b> 183cm tall x 9cm deep x 3.5m long (6 feet x 3.5 inches x 11.5 feet)	 <p>183cm (6ft) 9cm (3.5in) 3.5m (11.5ft) max</p> <p>*thinwall elements are flexible in length, opening to a max 3.5 meters long (11.5 feet) when anchored at both ends</p>	paper · natural brown** paper · black** paper · indigo blue** textile · white (translucent)**  ships in box 200 x 19 x 13 centimeters (78.75 x 7.5 x 5.2 inches) minimum order quantity may apply	14.3kg 15.1kg 15.1kg 11.9kg	16.6kg 17.4kg 17.4kg 14.2kg	1000 1350 1350 1700	M-THW-P-FSC-BR-06-03 M-THW-P-BK-06-03 M-THW-P-FSC-BU-06-03 M-THW-T-WH-06-03	
<b>thinwall anchor strip</b> · 1 unit per end of thinwall		white powder coated steel with adhesive  167.5 x 7.2cm (66 x 2.8 inches)	2.3kg	2.3kg	160	M-SA-STRP-TW-06	

\* weights may vary

\*\* 12 - 18 week lead time and minimum order quantity may apply for thinwall and indigo blue paper + white textile + aluminum textile benchwall

\*\*\* prices do not include shipping; purchaser is responsible for all import duties + VAT

## soft collection


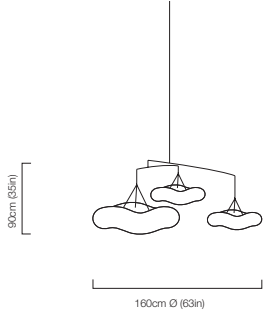
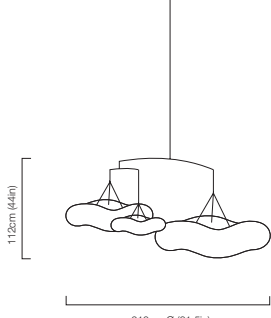
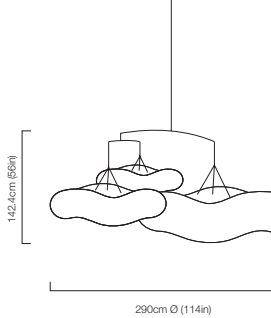
cloud softlight pendant	cloud softlight pendants are individual luminaries that radiate a gentle, ambient light. The honeycomb shades are lit from within by dimmable 90+CRI LED, in warm white or neutral white colour temperatures. Pendants are available in four sizes, and can be hung independently or combined with other pendants and mobiles to create beautiful, vast cloudscape. cloud softlight pendant scales to any size interior, from small apartments to multi-storey auditoriums.				
product	dimensions + specs	power supply voltage	LED colour	price EUR €**	product code
<b>small cloud pendant</b> 	white textile shade warm white: 777 lumens** neutral white: 864 lumens** 10W power draw hanging weight: 0.64kg (1.41bs)*	plug-in 110 - 240 V plug types available: A, C, G, I hardwire 110 - 240 V + 277 V option of 1-10V or DALI compatible LED driver	neutral white (4000K) warm white (2700K) neutral white (4000K) warm white (2700K)	525	M-CLD-PEN-SM-PI-NW M-CLD-PEN-SM-PI-WW M-CLD-PEN-SM-HW-NW M-CLD-PEN-SM-HW-WW
<b>medium cloud pendant</b> 	white textile shade warm white: 2332 lumens** neutral white: 2592 lumens** 30W power draw hanging weight: 1.16kg (2.6lbs)*	plug-in 110 - 240 V plug types available: A, C, G, I hardwire 110 - 240 V + 277 V option of 1-10V or DALI compatible LED driver	neutral white (4000K) warm white (2700K) neutral white (4000K) warm white (2700K)	1125	M-CLD-PEN-MD-PI-NW M-CLD-PEN-MD-PI-WW M-CLD-PEN-MD-HW-NW M-CLD-PEN-MD-HW-WW
<b>large cloud pendant</b> 	white textile shade warm white: 3450 lumens** neutral white: 3834 lumens** 44W power draw hanging weight: 2.0kg (4.4lbs)*	plug-in 110 - 240 V plug types available: A, C, G, I hardwire 110 - 240 V + 277 V option of 1-10V or DALI compatible LED driver	neutral white (4000K) warm white (2700K) neutral white (4000K) warm white (2700K)	1600	M-CLD-PEN-LG-PI-NW M-CLD-PEN-LG-PI-WW M-CLD-PEN-LG-HW-NW M-CLD-PEN-LG-HW-WW
<b>x-large cloud pendant</b> 	white textile shade warm white: 4228 lumens** neutral white: 4698 lumens** 54W power draw hanging weight: 4.31kg (9.5lbs)* plug-in cloud pendants include 6.0 meters (19.5 feet) of electrical cable ** hardwire small, medium & large cloud pendants include 3.5 meters (11.5 feet) of electrical cable ** hardwire x-large cloud pendant includes 4.5 meters (15 feet) of electrical cable ** ** custom lengths available	plug-in 110 - 240 V plug types available: A, C, G, I hardwire 110 - 240 V + 277 V option of 1-10V or DALI compatible LED driver	neutral white (4000K) warm white (2700K) neutral white (4000K) warm white (2700K)	2300	M-CLD-PEN-XL-PI-NW M-CLD-PEN-XL-PI-WW M-CLD-PEN-XL-HW-NW M-CLD-PEN-XL-HW-WW
<b>gripper ring</b> 		optional alternative to canopy plate and bracket bar gripper please inquire			P-CLD-GRIP-RING-364
<b>custom length power wire + hang cable</b>	12 - 18 week lead time may apply (expedited orders may be possible — please request quote and lead time)	up to 9.0m (29.5ft) up to 10.5m (34.5ft) * * excluding x-large pendant longer hang lengths available for small + medium pendant please inquire for pricing and more details		110 130	CLD-PWIRE-PEN-9 CLD-PWIRE-PEN-10.5

\* weights may vary

\*\* lumen values refer to LED output; cloud shade will absorb some light

\*\*\* prices do not include shipping; purchaser is responsible for all import duties + VAT

# soft collection

<b>cloud softlight mobile</b> 	cloud softlight mobile creates a canopy of soft, luminous forms. Inspired by the kinetic sculptures of Alexander Calder, each mobile supports three cloud pendants that move and shift with the air currents. The honeycomb shades are lit from within by dimmable 90+CRI LED, in warm white or neutral white colour temperatures, and transmit a gentle glow in all directions.					
product	dimensions + specs		power supply voltage	LED colour	price EUR €***	product code
<b>small cloud mobile</b>	 <p>3 x white textile shade (2 sm, 1 med pendant) aluminum armature</p> <p>warm white: 3888 lumens** neutral white: 4320 lumens** 50W power draw</p> <p>hanging weight: 4.04kg (8.9lbs)*</p>		plug-in 110 - 240 V plug types available: A, C, G, I	neutral white (4000K) warm white (2700K)	1950	M-CLD-MOB-SM-PI-NW M-CLD-MOB-SM-PI-WW  M-CLD-MOB-SM-HW-NW M-CLD-MOB-MD-HW-WW
<b>medium cloud mobile</b>	 <p>3 x white textile shade (1 sm, 1 med, 1 lg pendant) aluminum armature</p> <p>warm white: 6561 lumens** neutral white: 7290 lumens** 85W power draw</p> <p>hanging weight: 5.6kg (12.3lbs)*</p>		plug-in 110 - 240 V plug types available: B, E/F	neutral white (4000K) warm white (2700K)	3200	M-CLD-MOB-MD-PI-NW M-CLD-MOB-MD-PI-WW  M-CLD-MOB-MD-HW-NW M-CLD-MOB-MD-HW-WW
<b>large cloud mobile</b>	 <p>3 x white textile shade (1 med, 1 lg, 1 xlg pendant) aluminum armature</p> <p>warm white: 9777 lumens** neutral white: 10864 lumens** 128W power draw</p> <p>hanging weight: 10.66kg (23.5lbs)*</p> <p>small cloud mobiles include 2.8 meters (9 feet) of electrical cable (custom lengths available) medium cloud mobiles include 2.5 meters (8 feet) of electrical cable (custom lengths available) large cloud mobiles include 2.0 meters (6.5 feet) of electrical cable (custom lengths available) hardwire mobiles include a dimmable transformer</p>		plug-in 110 - 240 V plug types available: B, E/F	neutral white (4000K) warm white (2700K)	5250	M-CLD-MOB-LG-PI-NW M-CLD-MOB-LG-PI-WW  M-CLD-MOB-LG-HW-NW M-CLD-MOB-LG-HW-WW
<b>custom length power wire + hang cable</b>	12 - 18 week lead time may apply (expedited orders may be possible — please request quote and lead time)		small mobile · 2.8 - 8.8m (9 - 28.5ft) small mobile · 8.8 - 13.5m (28.5 - 44ft) medium mobile · 2.5 - 8.5m (8 - 27.5ft) large mobile · 2.0 - 6.5m (6.5 - 21ft)		250 800 250 200	CLD-PWIRE-MOB-SM-8.5 CLD-PWIRE-MOB-SM-13.5 CLD-PWIRE-MOB-MD-8.5 CLD-PWIRE-MOB-LG-6.5

\* weights may vary

\*\* lumen values refer to LED output; cloud shade will absorb some light


\*\*\* prices do not include shipping; purchaser is responsible for all import duties + VAT



# soft collection

## cloud softlight mast

cloud mast is a kinetic luminary that balances elements of earth and air. The mast is crowned by a boom that supports a luminous canopy of clouds and a dangling fishing weight. The boom revolves around the mast, carrying graceful light throughout a space. As a floor supported lamp, cloud mast is ideal for temporary installations or interiors where wiring might disrupt the ceiling.



product	dimensions + specs	power supply voltage	LED colour	price EUR €***	product code
<b>small cloud mast</b>	<p>390cm (153.5in)</p> <p>373.5cm (147in)</p> <p>200cm (80in) †</p> <p>warm white: 3888 lumens** neutral white: 4320 lumens** 50W power draw</p>	plug-in 110 - 240 V plug types available: B, E/F	neutral white (4000K) warm white (2700K)	4700	M-CLD-MAST-SM-NW M-CLD-MAST-SM-WW
<b>medium cloud mast</b>	<p>410cm (161.5in)</p> <p>373.5cm (147in)</p> <p>200cm (80in) †</p> <p>warm white: 6561 lumens** neutral white: 7290 lumens** 85W power draw</p>	plug-in 110 - 240 V plug types available: B, E/F	neutral white (4000K) warm white (2700K)	5750	M-CLD-MAST-MD-NW M-CLD-MAST-MD-WW
<b>large cloud mast</b>	<p>440cm (173.5in)</p> <p>373.5cm (147in)</p> <p>200cm (80in) †</p> <p>warm white: 9777 lumens** neutral white: 10864 lumens** 128W power draw</p>	plug-in 110 - 240 V plug types available: B, E/F	neutral white (4000K) warm white (2700K)	8300	M-CLD-MAST-LG-NW M-CLD-MAST-LG-WW
<b>custom length electrical wire + hang height</b>	<p>† standard height from floor to cloud mobile</p> <p>12 - 18 week lead time may apply (expedited orders may be possible — please request quote and lead time)</p>				





\* weights may vary

\*\* lumen values refer to LED output; cloud shade will absorb some light

\*\*\* prices do not include shipping; purchaser is responsible for all taxes + import duties



## soft collection

urchin softlight		With its elastic movement and shifting form, urchin softlight invites playful interaction. By gently manipulating the shade with your hands, the lamp transforms through a range of beautiful shapes. The honeycomb shade is made from a tear- and water-resistant, non-woven polyethylene textile that is anti-static to repel dust. The integrated LED light source is available in warm white (2700K) or neutral white (4000K) colour temperatures with 90+CRI for natural colour rendition.			
					
product	dimensions + specs	power supply voltage	LED colour	price EUR €***	product code
<b>small urchin softlight</b>	 <p>white textile shade warm white: 270 lumens** neutral white: 300 lumens** 3.3W power draw</p> <p>38 centimeters Ø x 24 centimeters tall † (15 inches Ø x 9.5 inches)</p> <p>shipping weight: 1.4kg (3lbs)*</p> <p>ships in box: 43 x 23 x 10 centimeters (17 x 9 x 4 inches)</p>	plug-in 110 - 240 V plug types available: A, C, G, I	neutral white (4000K) warm white (2700K)	300	M-URC-T-WH-SM-NW M-URC-T-WH-SM-WW
<b>medium urchin softlight</b>	 <p>white textile shade warm white: 680 lumens** neutral white: 780 lumens** 8W power draw</p> <p>63.5 centimeters Ø x 35.5 centimeters tall † (25 inches Ø x 14 inches)</p> <p>shipping weight: 2.0kg (4.3lbs)*</p> <p>ships in box: 43 x 23 x 10 centimeters (17 x 9 x 4 inches)</p>	plug-in 110 - 240 V plug types available: A, C, G, I	neutral white (4000K) warm white (2700K)	750	M-URC-T-WH-MD-NW M-URC-T-WH-MD-WW
<b>large urchin softlight</b>	 <p>white textile shade warm white: 1020 lumens** neutral white: 1140 lumens** 12W power draw</p> <p>81.5 centimeters Ø x 52 centimeters tall † (32 inches Ø x 20.5 inches)</p> <p>shipping weight: 3.0kg (6.6lbs)*</p> <p>ships in box: 58 x 27 x 11 centimeters (32 x 10.75 x 4.25 inches)</p> <p>† urchin is inherently flexible; dimensions will vary on arrangement. All urchin softlights come with a 3 meter (10 foot) plug-in electrical cable.</p>	plug-in 110 - 240 V plug types available: A, C, G, I	neutral white (4000K) warm white (2700K)	1100	M-URC-T-WH-LG-NW M-URC-T-WH-LG-WW

\* weights may vary

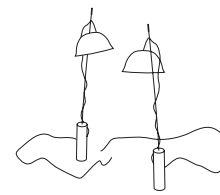
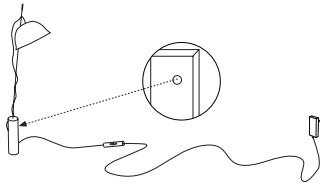
\*\* lumen values refer to LED output; honeycomb shade will absorb some light


\*\*\* prices do not include shipping; purchaser is responsible for all import duties + VAT



**cappello**

cappello is a modest tribute to Achille Castiglioni, his brother Pier Giacomo, and Ingo Maurer—designers who have gifted the studio (and the world) much joy and inspiration. The Carrara marble base is a byproduct of the manufacturing process for Arco, the iconic floor lamp designed by the Castiglioni brothers in 1962. Cappello is lit by LED and shaded with a paper cap, or "cappello" in Italian. A simple magnetic connection allows the cap to slide to any position along the steel wire that springs from the marble base. This allows the cap to tilt, adjusting direction of light and giving the little lamp a gestural, anthropomorphic quality.



product	dimensions + specs	power supply voltage	LED colour	price EUR €***	product code
<p><b>cappello light</b></p>	 <p>white marble base white paper shade steel rod</p> <p>200 lumens** 2.4W power draw</p> <p>66 centimeters (26 inches) tall</p> <p>product weight 0.9kg (2lbs) shipping weight 1.4kg (3lbs)</p> <p>ships in box 55 x 17 x 9.5 centimeters (21.5 x 6.75 x 3.75 inches)</p> <p>cappello comes with a 3 meter (10 foot) plug-in electrical cable</p>	<p>plug-in 110 - 240 V plug types available: A, C, G, I</p>	<p>warm white (2700K)</p>	<p>275</p>	<p>M-CAP-WW</p>

\* weights may vary

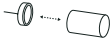

\*\* lumen values refer to LED output; cappello shade will absorb some light

\*\*\* prices do not include shipping; purchaser is responsible for all import duties + VAT



**cork peg hooks**

Available in two lengths, cork peg is a wall hook that uses a magnetic mounting system. cork is renewable, beautiful and naturally antibacterial; lending the simple form to diverse uses from door stop to toilet paper holder.

product		dimensions	material + colour	price EUR €***	product code
<p><b>cork peg - short</b> wall hook</p>		<p>cork peg 7.5 x 4 centimeters Ø (3 x 1.5 inches) bearing capacity: 3.2kg (7lbs)</p> <p>includes magnetic cup mount that screws to wall</p>	<p>natural cork peg</p> <p>nickel plated magnets</p>	50	PEG-HOOK-S
<p><b>cork peg - long</b> wall mounted holder for toilet paper + hand towels</p>		<p>cork peg 15 x 4 centimeters Ø (6 x 1.5 inches)</p> <p>includes magnetic cup mount that screws to wall</p>	<p>natural cork peg</p> <p>nickel plated magnets</p>	55	PEG-HOOK-L

\* weights may vary

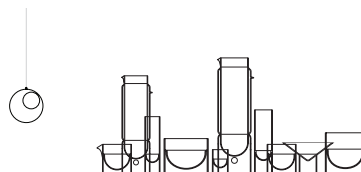
\*\*\* prices do not include shipping; purchaser is responsible for all import duties + VAT



## float

float is a line of hand blown, thermally-resistant glassware designed to emphasize the colours and charms of the tea, scotch or juice served within. The suspended bowl insulates liquid from hands, and forms a lens of liquid colour that projects light onto the tabletop. The tea lantern has an insulating double wall, allowing for a simple, cylindrical form that can be held like a wine bottle. With a candle lit below the tea lantern, the ambient light, together with the colour, fragrance and steam of the tea, transcends the pragmatic to create an engaging spatial experience.

float is exclusively available at [molodesign.com](http://molodesign.com)



product		volume ml (oz)	price EUR €***	product code	product		volume ml (oz)	price EUR €***	product code
<b>tea lantern</b> · 3 glass parts: tea pot, lid, candle holder		1000ml (34 fl oz)**	295	FLO-TL-C1 clear glass  FLO-TL-F1 translucent fritted glass	<b>sugar + cream</b> 3 parts: sugar with lid + cream  <b>small sugar + cream</b> set of 2		220ml (7.5 fl oz)* 120ml (4 fl oz)**	150	FLO-SC-C1 clear glass  FLO-SS-C1 clear glass
<b>small tea lantern</b> · 3 glass parts: tea pot, lid, candle holder		500ml (17 fl oz)**	245	FLO-TS-C1 clear glass  FLO-TS-F1 translucent fritted glass	<b>glass infuser</b> optional accessory to tea lantern		available in small or large to match size of tea lantern	40	FLO-GLASS-FLTR clear glass
<b>tea cups</b> set of 2		220ml (7.5 fl oz)* 150ml (5 fl oz)**	130	FLO-TC-C2 clear glass	<b>matcha bowl</b> 1 bowl		470ml (16 fl oz)* 180ml (6 fl oz)**	140	FLO-MB-C1 clear glass
<b>champagne flutes</b> set of 2		180ml (6 fl oz)* 120ml (4 fl oz)**	115	FLO-CF-C2 clear glass	<b>red wine glasses</b> set of 2		400ml (14 fl oz)* 150ml (5 fl oz)**	160	FLO-WG-C2 clear glass
<b>pilsner flutes</b> set of 2		325ml (11 fl oz)* 300ml (10 fl oz)**	125	FLO-PF-C2 clear glass	<b>liqueur glasses</b> set of 2		55ml (1.9 fl oz)* 45ml (1.5 fl oz)**	110	FLO-LG-C2 clear glass
<b>martini glasses</b> set of 2		200ml (7 fl oz)* 90ml (3 fl oz)**	140	FLO-MG-C2 clear glass  FLO-MG-F2 translucent fritted glass	<b>glass bubbles</b> set of 3		10cm Ø (4in) works with a 4.5cm Ø (1.75in) floating candle	55	FLO-GB-C3 clear glass  FLO-GB-F3 translucent fritted glass
<b>large deep bowl</b> 1 bowl		4000ml (135 fl oz)* 20 Ø x 20cm (8 Ø x 8in)	670	M-LG-FLO-DB-C1 clear glass	<b>animal soup</b> 1 bowl		530ml (18 fl oz)* 400ml (14 fl oz)**	200	M-FLO-AS-C1 clear glass
<b>tall vase</b> 1 vase		2500ml (84 fl oz)* 11 Ø x 33cm (4.33 Ø x 13in)	480	M-LG-FLO-TV-C1 clear glass	<b>large shallow bowl</b> 1 bowl		3000ml (100 fl oz)* 26 Ø x 11cm (11.8 Ø x 4.38in)	640	M-LG-FLO-SB-C1 clear glass

\* total volume to rim of glass

\*\* suggested serving volume (ask for diagram)

\*\*\* prices do not include shipping; purchaser is responsible for all import duties + VAT

## **Euro Pricing and Terms**

### **Pricing**

All pricing is shown in euros. Shipping charges are additional. Purchaser is responsible for all import duties + VAT where applicable.

### **Payment and Shipping**

Payment must be received in full before any goods will be shipped. We accept payment by bank wire, credit card (Visa, Mastercard, AMEX, Discover) or PayPal. We do not accept cheques. For credit card or Paypal payments of orders over EUR €5,000, a 3% processing fee will be charged. Standard delivery is by FedEx International Priority or freight forwarder.

Prices and policies are subject to change without notice.

### **Exchange Policy**

All sales are final.

Goods which are damaged or defective at the time of receipt can be exchanged for the same goods, provided we are notified by e-mail, fax, or phone within two business days of receipt of the goods.

If any damages occur during installation, contact molo immediately and do not attempt to fix. Improper tampering of products may limit repair or replacement options.

This policy does not include goods which are not defective, but rather exhibit minor variations typical of handmade products. While we do not offer an official warranty, we stand behind our products and we are available to assist with any issues should they occur.

### **Ordering Information**

E-mail orders to [sales@molodesign.com](mailto:sales@molodesign.com), or fax +1 604 685 0342

For small orders, goods are normally in stock and ready to ship. For larger orders, projects with fixed deadlines, or orders with custom colour softwall + softblock, please allow for up to 18 weeks lead time.

### **Patents and Intellectual Property**

molo products are designed by Stephanie Forsythe and Todd MacAllen, manufactured by Molo Design, Ltd. and protected by patents and/or design registrations viewable at [molodesign.com/ip](http://molodesign.com/ip).

