

molo collection

Art4Elements bvba
Colburnlei 114
2400 Mol - België

T. + 32 485 484 240
E. Info@art4elements.com
W. www.art4elements.com

Registered Trade Dealer



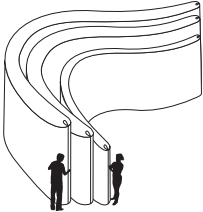
Ordering Information

E-mail orders to Info@art4elements.com or contact by phone + 32 485 484 240

For small orders goods are normally in stock and ready to ship. For larger orders, projects with fixed deadlines, or orders with custom colour softwall + softblock, please allow for up to 14 weeks lead time.

** Prices and policies are subject to change without notice.*


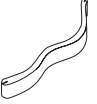


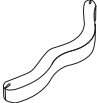



softwall + softblock modular system				
product		dimensions	material + colour	product code
softwall		<p>1830mm tall x 305mm wide (6' x 12")</p> <p>ships in box 1930 x 360 x 95mm (76" x 14.25" x 3.75") product weight / shipping weight*</p> <p>brown paper 16kg (35.3lbs) / 23.6kg (52lbs)</p> <p>black paper 17.4kg (38.4lbs) / 26.3kg (58lbs)</p> <p>blue paper 17.4kg (38.4lbs) / 26.3kg (58lbs)</p> <p>white textile 9.5kg (21lbs) / 15.8kg (35lbs)</p> <p>black textile 10.8kg (23.8lbs) / 17.1kg (38lbs)</p> <p>modified textile 14.1kg (56.6lbs) / 18.6kg (70.5lbs)</p>	<p>kraft paper · natural brown</p> <p>kraft paper · black</p> <p>kraft paper · indigo blue</p> <p>textile · white (translucent)</p> <p>textile · black</p> <p>textile · custom colour (min. order of 11)</p> <p>modified textile · white (translucent)</p>	<p>SW-P-BR-06-12</p> <p>SW-P-BK-06-12</p> <p>SW-P-BU-06-12</p> <p>SW-T-WH-06-12</p> <p>SW-T-BK-06-12</p> <p>SW-T-CC-06-12**</p> <p>SW-MT-WH-06-12</p>
		<p>2440mm tall x 305mm wide (8' x 12")</p> <p>ships in box 2540 x 360 x 95mm (100" x 14.25" x 3.75") product weight / shipping weight*</p> <p>white textile 12.6kg (28lbs) / 21.1kg (46.7lbs)</p> <p>black textile 14.4kg (31.7lbs) / 22.8kg (50.7lbs)</p> <p>modified textile 18.8kg (41.5lbs) / 24.8kg (54.7lbs)</p>	<p>textile · white (translucent)</p> <p>textile · black</p> <p>textile · custom colour (min. order of 5)</p> <p>modified textile · white (translucent)</p>	<p>SW-T-WH-08-12</p> <p>SW-T-BK-08-12</p> <p>SW-T-CC-08-12**</p> <p>SW-MT-WH-08-12</p>
		<p>2440mm tall x 455mm wide (8' x 18")</p> <p>ships in box 2540 x 515 x 95mm (100" x 20.25" x 3.75") product weight / shipping weight*</p> <p>white textile 19kg (42lbs) / 27.2kg (60lbs)</p> <p>black textile 21.6kg (47.6lbs) / 28.8kg (63lbs)</p> <p>modified textile 28.2kg (62.0lbs) / 35.8kg (78.8lbs)</p>	<p>textile · white (translucent)</p> <p>textile · black</p> <p>textile · custom colour (min. order of 5)</p> <p>modified textile · white (translucent)</p>	<p>SW-T-WH-08-18</p> <p>SW-T-BK-08-18</p> <p>SW-T-CC-08-18**</p> <p>SW-MT-WH-08-18</p>
		<p>3050mm tall x 455mm wide (10' x 18")</p> <p>ships in box 3175 x 515 x 95mm (125" x 20.25" x 3.75") product weight / shipping weight*</p> <p>white textile 23.8kg (52.5lbs) / 33.8kg (75lbs)</p> <p>black textile 25.8kg (56.9lbs) / 35.8kg (79lbs)</p> <p>modified textile 35.2kg (77.4lbs) / 44.6kg (98.0lbs)</p>	<p>textile · white (translucent)</p> <p>textile · black</p> <p>textile · custom colour (min. order of 4)</p> <p>modified textile · white (translucent)</p>	<p>SW-T-WH-10-18</p> <p>SW-T-BK-10-18</p> <p>SW-T-CC-10-18**</p> <p>SW-MT-WH-10-18</p>
		<p>All modular softwall + softblock elements are flexible in length, opening to a maximum of 4.5 meters (15') long. When softwall + softblock are compressed for storage they are less than 50mm (2") thick.</p>		
custom colour**		<p>textile softwall + softblock available in any Pantone colour</p> <p>lead time: 12 - 14 weeks (expedited service available)</p> <p>minimum order: varies, see above and next page for each size</p> <p>price: varies with colour and size, please request a quote</p>	<p>textile · any Pantone colour</p>	
custom height fee		<p>any softwall + softblock element can be cut shorter to a custom height</p> <p>(there are some constraints due to magnets positioning in end panels, please inquire)</p>		

* weights may vary

** 12 - 14 weeks lead time for custom colours

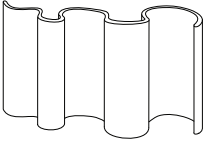
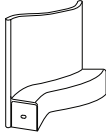
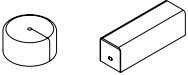


softwall + softblock modular system				
product		dimensions	material + colour	product code
softblocks 305mm(12") wide		305mm tall x 305mm wide (1' x 12") ships in box 405 x 330 x 75mm (16" x 13" x 3") product weight / shipping weight* brown paper 2.7kg (5.9lbs) / 3.6kg (8lbs) black paper 2.9kg (6.4lbs) / 4.0kg (9lbs) blue paper 2.9kg (6.4lbs) / 4.0kg (9lbs) white textile 1.8kg (3.5lbs) / 2.3kg (5lbs) black textile 1.8kg (4lbs) / 2.5kg (5.1lbs) modified textile 2.4kg (5.17lbs) / 3.4kg (7.4lbs)	kraft paper · natural brown kraft paper · black kraft paper · indigo blue textile · white (translucent) textile · black textile · custom colour (min. order of 66) modified textile · white (translucent)	SB-P-BR-01-12 SB-P-BK-01-12 SB-P-BU-01-12 SB-T-WH-01-12 SB-T-BK-01-12 SB-T-CC-01-12** SB-MT-WH-01-12
		610mm tall x 305mm wide (2' x 12") ships in box 710 x 330 x 75mm (28" x 13" x 3") product weight / shipping weight* brown paper 5.4kg (11.8lbs) / 6.7kg (15lbs) black paper 5.8kg (12.8lbs) / 7.6kg (17lbs) blue paper 5.8kg (12.8lbs) / 7.6kg (17lbs) white textile 3.2kg (7lbs) / 4.1kg (9lbs) black textile 3.6kg (8lbs) / 4.5kg (10lbs) modified textile 4.7kg (10.3lbs) / 6.4kg (14.1lbs)	kraft paper · natural brown kraft paper · black kraft paper · indigo blue textile · white (translucent) textile · black textile · custom colour (min. order of 33) modified textile · white (translucent)	SB-P-BR-02-12 SB-P-BK-02-12 SB-P-BU-02-12 SB-T-WH-02-12 SB-T-BK-02-12 SB-T-CC-02-12** SB-MT-WH-02-12
		915mm tall x 305mm wide (3' x 12") ships in box 1015 x 360 x 95mm (40" x 14.25" x 3.75") product weight / shipping weight* brown paper 8.1kg (17.8lbs) / 10.9kg (24lbs) black paper 8.7kg (19.1lbs) / 12.2kg (27lbs) blue paper 8.7kg (19.1lbs) / 12.2kg (27lbs) white textile 4.8kg (10.6lbs) / 7.0kg (15lbs) black textile 5.4kg (11.9lbs) / 7.6kg (17lbs) modified textile 7.0kg (15.5lbs) / 9.45kg (20.8lbs)	kraft paper · natural brown kraft paper · black kraft paper · indigo blue textile · white (translucent) textile · black textile · custom colour (min. order of 22) modified textile · white (translucent)	SB-P-BR-03-12 SB-P-BK-03-12 SB-P-BU-03-12 SB-T-WH-03-12 SB-T-BK-03-12 SB-T-CC-03-12** SB-MT-WH-03-12
softblocks 455mm(18") wide		305mm tall x 455mm wide (1' x 18") ships in box 405 x 485 x 75mm (16" x 19" x 3") product weight / shipping weight* brown paper 4kg (8.8lbs) / 5.2kg (11lbs) black paper 4.4 kg (9.7lbs) / 5.8kg (13lbs) blue paper 4.4 kg (9.7lbs) / 5.8kg (13lbs) white textile 2.4kg (5.2lbs) / 3.3kg (7.2lbs) black textile 2.6kg (5.7lbs) / 3.5kg (7.7lbs) modified textile 3.5kg (7.7lbs) / 4.8kg (10.6lbs)	kraft paper · natural brown kraft paper · black kraft paper · indigo blue textile · white (translucent) textile · black textile · custom colour (min. order of 40) modified textile · white (translucent)	SB-P-BR-01-18 SB-P-BK-01-18 SB-P-BU-01-18 SB-T-WH-01-18 SB-T-BK-01-18 SB-T-CC-01-18** SB-MT-WH-01-18
		610mm tall x 455mm wide (2' x 18") ships in box 710 x 485 x 75mm (28" x 19" x 3") product weight / shipping weight* brown paper 8kg (17.6lbs) / 9.7kg (21lbs) black paper 8.7kg (19.1lbs) / 11.1kg (24lbs) blue paper 8.7kg (19.1lbs) / 11.1kg (24lbs) white textile 4.8kg (10.6lbs) / 6.1kg (13lbs) black textile 5.2kg (11.4lbs) / 6.5kg (14lbs) modified textile 7.1kg (15.5lbs) / 8.4kg (18.5lbs)	kraft paper · natural brown kraft paper · black kraft paper · indigo blue textile · white (translucent) textile · black textile · custom colour (min. order of 20) modified textile · white (translucent)	SB-P-BR-02-18 SB-P-BK-02-18 SB-P-BU-02-18 SB-T-WH-02-18 SB-T-BK-02-18 SB-T-CC-02-18** SB-MT-WH-02-18
		915mm tall x 455mm wide (3' x 18") ships in box 1015 x 515 x 95mm (40" x 20.25" x 3.75") product weight / shipping weight* brown paper 12kg (26.4lbs) / 15.0kg (33lbs) black paper 13.1kg (28.7lbs) / 17.0kg (37lbs) blue paper 13.1kg (28.7lbs) / 17.0kg (37lbs) white textile 7.1kg (15.7lbs) / 9.5kg (21lbs) black textile 7.8kg (17.2lbs) / 10.1kg (22lbs) heavyweight 13.9kg (30.6lbs) / 16.2kg (36lbs) modified textile 10.6kg (23.3lbs) / 13.7kg (30.1lbs)	kraft paper · natural brown kraft paper · black kraft paper · indigo blue textile · white (translucent) textile · black textile · custom colour (min. order of 10) heavyweight textile · white (translucent) modified textile · white (translucent)	SB-P-BR-03-18 SB-P-BK-03-18 SB-P-BU-03-18 SB-T-WH-03-18 SB-T-BK-03-18 SB-T-CC-03-18** SB-T-WH-03-18-HW SB-MT-WH-03-18

* weights may vary

** 12 - 14 weeks lead time for custom colours and M1 / B1 textile softwall + softblock








benchwall + thinwall modular system				
product		dimensions	material + colour	product code
thinwall		1830mm tall x 85mm wide (6' x 3.5") 4.5m (15') long when fully expanded ships in box 1730 x 170 x 130mm (68" x 6.75" x 5") product weight / shipping weight* brown paper 16kg (35.3lbs) / 20kg (44.1lbs) black paper 18kg (39.7lbs) / 21kg (46.3lbs) blue paper 18kg (39.7lbs) / 21kg (46.3lbs)	kraft paper · natural brown kraft paper · black kraft paper · indigo blue	THSW-P-BR-06-3 THSW-P-BK-06-3 THSW-P-BL-06-3
benchwall		1830mm tall x 85mm wide (6' x 3.5") back 455mm tall x 455mm wide (18" x 18") seat 3.6m (12') long when fully expanded ships in box 1930 x 360 x 95mm (76" x 14.25" x 3.75") product weight / shipping weight* brown paper 34kg (75.0lbs) / 39kg (86.0lbs) black paper 34kg (75.0lbs) / 39kg (86.0lbs)	kraft paper · natural brown kraft paper · black	BW-P-BR-06 BW-P-BK-06
softseating		stool 915mmØ (36"Ø) x 455mm (18") H bench: 2.5m (8') L x 455mm (18") W x 455mm (18") H ships in box 560 x 485 x 165mm (22" x 19" x 6.5") product weight / shipping weight* brown paper 16kg (35.2lbs) / 18.4kg (40.5lbs) black + blue paper 18kg (39.6lbs) / 19.8kg (43.6lbs) white textile 12.6kg (27.7lbs) / 14.1kg (31.0lbs)	kraft paper · natural brown kraft paper · black textile · white (translucent)	SS-P-BR-18-36 SS-P-BK-18-36 SS-T-WH-18-36

* weights may vary

** 12 - 14 weeks lead time for custom colours and M1 / B1 textile softwall + softblock

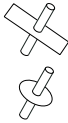


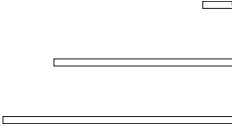






softwall + softblock LED ribbon kits				
product		dimensions	colour of LED	product code
1 LED ribbon kit		1 flexible LED ribbon 4.5 meter (15') long	daylight white 4800K NA + EU plug type included	SA-LED-RIB-15-DW-1
		4.5 meter electrical extension 100 - 240V 35W plug-in transformer + inline dimmer 2.0kg (4lbs)*	warm white 3300K NA + EU plug type included	SA-LED-RIB-15-WW-1
2 LED ribbon kit		2 units x flexible LED ribbon 4.5meter (15') long 2 way coupler	daylight white 4800K NA + EU plug type included	SA-LED-RIB-15-DW-2
		4.5 meter (15') electrical extension 100 - 240V 96W plug-in transformer for white textile softwall + softblock (please inquire about a recommended quantity for your project)	warm white 3300K NA + EU plug type included	SA-LED-RIB-15-WW-2
3 LED ribbon kit		3 units x flexible LED ribbon 4.5meter (15') long 3 way coupler	daylight white 4800K NA + EU plug type included	SA-LED-RIB-15-DW-3
		4.5 meter (15') electrical extension 100 - 240V 96W plug-in transformer for white textile softwall + softblock (please inquire about a recommended quantity for your project)	warm white 3300K NA + EU plug type included	SA-LED-RIB-15-WW-3
4 LED ribbon kit		4 units x flexible LED ribbon 4.5meter (15') long 4 way coupler	daylight white 4800K NA + EU plug type included	SA-LED-RIB-15-DW-4
		4.5 meter (15') electrical extension 100 - 240V 120W plug-in transformer for white textile softwall + softblock	warm white 3300K NA + EU plug type included	SA-LED-RIB-15-WW-4
4.5meter (15') electrical extension		to extend the length of electrical cable for softwall + softblock LED ribbon (silver coaxial cable)		SA-EEXT-15
		<ul style="list-style-type: none"> - to avoid significant light loss when adding electrical extensions, follow the recommended maximum number extensions for each size LED ribbon kit as listed below: - up to four 4.5m (15') extensions for: 1 LED ribbon kit - up to three 4.5m (15') extensions for: 2 LED ribbon kit - up to two 4.5m (15') extensions for: 3 LED ribbon kit - up to one 4.5m (15') extensions for: 4 LED ribbon kit <ul style="list-style-type: none"> - LED ribbon kits for softwall + softblock come with 4.5m (15') of electrical cable. This extension is only required for additional length 		

* weights may vary

** lumen values refer to LED output, note that the textile material of softwall + softblock will absorb some of the light

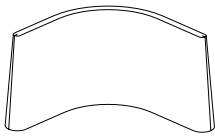


softwall + softblock accessories				
product		dimensions	material + colour	product code
peg + strip (for 305mm /12" wide kraft paper softblock) peg + disc (for all other softblocks)		150 x 40mm (6" x 1.5") cork pegs (set of 2) + steel strip 300 x 70mm (11.75" x 2.8") or steel disc 165mm (6.5") diameter 0.4kg (0.9lbs)*	white powder coated steel strip natural cork pegs with magnets white powder coated steel disc	SA-2PEG-1STRP SA-2PEG-1DISC
steel discs use as tray / display surface on softblocks		small 165mm (6.5") diameter 0.2kg (0.4lbs)* medium 300mm (11.75") diameter 0.7kg (1.5lbs)* large 350mm (13.75") diameter 0.8kg (1.8lbs)*	white powder coated steel white powder coated steel white powder coated steel	SA-DISC-ST-WH-SM SA-DISC-ST-WH-MD SA-DISC-ST-WH-LG
steel base secure softwall or softblock partition to a fixed location		300mm (11.75") diameter 130mm (3") height 38mm (1.5") hole diameter ships in box 330 x 330 x 100mm (13" x 13" x 4") 2.6kg (5.7lbs)* steel base designed to fit standard wood dowel 38mm (1.5") wood dowel not included	white powder coated steel	SA-BASE-ST-WH
steel anchor strips (set of 2)		small 300 x 70mm (11.75" x 2.8") 0.4kg (0.9lbs)* medium - for 6' softwall 1800 x 70mm (71" x 2.8") 2.8kg (6lbs)* large - for 8' softwall 2415mm x 70mm (95" x 2.8") 3.6kg (8lbs)*	white powder coated steel white powder coated steel white powder coated steel	SA-STRP-ST-WH-SM SA-STRP-ST-WH-MD SA-STRP-ST-WH-LG
sheets for tubes		510mm (20") wide 950mm (37") wide sheets can be cut to custom lengths for your project maximum length for a single softwall or softblock is 4270mm (14') sheet to create a 4.5 meter (15') long softwall or softblock use multiple sheets span wide openings, please ask for advise	clear mylar/acetate natural brown kraft paper	SA-SHT-MYL-CL-1 SA-SHT-P-BR-1
clipping system (set of 10)		small magnets 13 x 6mm (0.5" x 0.25") 0.1kg (0.2lbs)* large magnets 3 x 25mm (0.12" x 1") 0.1kg (0.2lbs)*	white steel clips nickel plated magnets	SA-CLIP-SM SA-CLIP-LG
glass vase insert into cells of softblock for flowers, pens, catering...		180 x 40mm (7" x 1.5") 0.4kg (1lbs)*	clear borosilicate glass	SA-VASE-GLS-CL
felt handles (1 set per end of softwall)		216 x 305mm (8.5" x 12") 0.2kg (0.4lbs)*	natural grey wool felt for 12" wide softwall for 18" wide softwall black wool felt for 12" wide softwall for 18" wide softwall	SA-HNDL-FLT-GR-12-1SET SA-HNDL-FLT-GR-18-1SET SA-HNDL-FLT-BK-12-1SET SA-HNDL-FLT-BK-18-1SET


* weights may vary






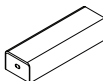



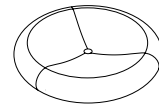



tapered kraft paper softwall

product		dimensions	material + colour	product code
tapered kraft paper softwall		1830 mm (6') tall 305mm (12") wide at base tapers to 100mm (4") wide at top ships in box 1930 x 360 x 95mm (76" x 14.25" x 3.75") product weight / shipping weight* brown paper 11kg (24.2lbs) / 18.0kg (40lbs)	kraft paper · natural brown	SW-P-BR-06-12-TA

* weights may vary

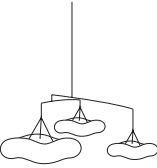
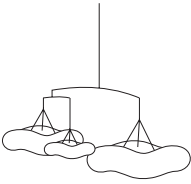
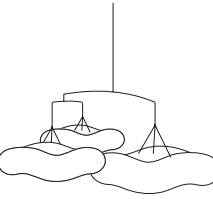




softseating				
product		dimensions	material + colour	product code
fanning stool + bench		stool x 405mmØ (16") x 230mm (9") H ships in box 330 x 230 x 110mm (13" x 9" x 4.25") product weight / shipping weight* brown paper 2.2kg (4.8kg) / 2.8kg (6.2bs) black paper 2.8kg (6.2bs) / 2.9kg (6.4lbs) white textile 1.8kg (4.0bs) / 2.0kg (4.4bs)	kraft paper · natural brown kraft paper · black textile · white (translucent)	SS-P-BR-09-16 SS-P-BK-09-16 SS-T-WH-09-16
		stool: 405mmØ (16"Ø) x 305mm H ships in box 405 x 230 x 110mm (16" x 9" x 4.25") product weight / shipping weight* brown paper 3kg (6.6bs) / 3.6kg (7.9bs) black + blue paper 3.4 kg (7.5bs) / 3.8kg (8.4bs) white textile 2.2 kg (4.8bs) / 2.8kg (6.2bs)	kraft paper · natural brown kraft paper · black kraft paper · indigo blue textile · white (translucent)	SS-P-BR-12-16 SS-P-BK-12-16 SS-P-BU-12-16 SS-T-WH-12-16
	 	stool: 610mmØ (24"Ø) x 305mm (12") H bench: 1.8m (6') L x 305mm (12") W x 305mm (12") H ships in box 405 x 330 x 140mm (16" x 13" x 5.5") product weight / shipping weight* brown paper 6kg (13.2bs) / 7.2kg (15.8bs) black + blue paper 5.6kg (12.3bs) / 7.6kg (16.7bs) white textile 4.4kg (9.7bs) / 5.4kg (11.9bs)	kraft paper · natural brown kraft paper · black kraft paper · indigo blue textile · white (translucent)	SS-P-BR-12-24 SS-P-BK-12-24 SS-P-BU-12-24 SS-T-WH-12-24
	 	stool: 915mmØ (36"Ø) x 305mm (12") H bench: 2.5m (8') L x 455mm (18") W x 305mm (12") H ships in box 405 x 485 x 165mm (16" x 19" x 6.5") product weight / shipping weight* brown paper 11.2kg (24.6bs) / 12.7kg (28.0bs) black + blue paper 11.4kg (25bs) / 12.8kg (28.1bs) white textile 8.4kg (18.4bs) / 9.8kg (21.6bs)	kraft paper · natural brown kraft paper · black kraft paper · indigo blue textile · white (translucent)	SS-P-BR-12-36 SS-P-BK-12-36 SS-P-BU-12-36 SS-T-WH-12-36
		stool: x 405mmØ (16"Ø) x 455mm (18") H ships in box 560 x 230 x 110mm (22" x 9" x 4.25") product weight / shipping weight* brown paper 4.6bs (10.1bs) / 5.6kg (12.3bs) black + blue paper 5kg (11bs) / 5.8kg (12.8bs) white textile 3.4kg (7.5bs) / 4.4kg (9.7bs)	kraft paper · natural brown kraft paper · black kraft paper · indigo blue textile · white (translucent)	SS-P-BR-18-16 SS-P-BK-18-16 SS-P-BU-18-16 SS-T-WH-18-16
	 	stool: 610mmØ (24"Ø) x 455mm (18") H bench: 1.8m (6') L x 305mm (12") W x 305mm (12") H ships in box 560 x 330 x 140mm (22" x 13" x 5.5") product weight / shipping weight* brown paper 9.2kg (20.2bs) / 10.6kg (23.3bs) black + blue paper 10kg (22bs) / 11.2kg (24.6bs) white textile 6.8kg (15bs) / 8.0kg (17.6bs)	kraft paper · natural brown kraft paper · black kraft paper · indigo blue textile · white (translucent)	SS-P-BR-18-24 SS-P-BK-18-24 SS-P-BU-18-24 SS-T-WH-18-24
fanning lounger		405mm (16") height x 2150mmØ (84"Ø) ships in 3 boxes 1155 x 440 x 135mm (45.5" x 17.25" x 5.25") product weight / shipping weight* brown paper 56.4kg (124bs) / 65.0kg (143.0bs) black + blue paper 63.6kg (140bs) / 71.0kg (156.2bs)	kraft paper · natural brown kraft paper · black kraft paper · indigo blue	SS-P-BR-16-84-LNGR SS-P-BK-16-84-LNGR SS-P-BU-16-84-LNGR
		405mm (16") height x 1900mmØ (74"Ø) ships in 3 boxes 1035 x 440 x 135mm (40.75" x 17.25" x 5.25") white textile 38.4kg (84.5bs) / 45.0kg (99.0bs)	textile · white (translucent)	SS-T-WH-16-74-LNGR
felt pad		20mm (0.75") thick x 380mmØ (15"Ø)	felted wool	SA-PAD-FLT-GR-15

* weights may vary

** these four sizes can be used to make the bench or stool dimensions as shown


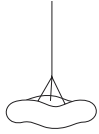
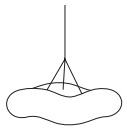
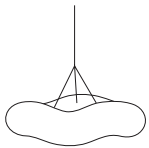




cloud softlight mobile with LED						
product		dimensions	material + colour	power supply lumens + voltage	colour of LED	product code
small cloud mobile		<p>overall ø of mobile: 1700mm (5.5')</p> <p>includes: 2 small, 1 medium pendant hanging weight: 3.0kg (6.6lbs)*</p> <p>ships in two boxes* - 590 x 270 x 140mm (23.25 x 10.75 x 5.5") plug-in: 4.8kg (11.0lbs) hardwire: 5.7kg (12.6lbs) -1260 x 255 x 39mm (49.5 x 10.0 x 1.5") 1.5kg (3.3lbs)</p>	<p>white textile shade (translucent)</p> <p>clear anodized aluminum mobile</p>	<p>plug-in 110 - 240 V NA + EU plug type included</p> <p>hardwire 110 - 120 V North America</p> <p>hardwire 220 - 240 V Europe</p> <p>1395 lumens** 41W power draw</p>	<p>daylight white 4800K warm white 3300K</p> <p>daylight white 4800K warm white 3300K</p> <p>daylight white 4800K warm white 3300K</p>	<p>CLD-MOB-SM-PI-DW CLD-MOB-SM-PI-WW</p> <p>CLD-MOB-SM-HW-DW-NA CLD-MOB-SM-HW-WW-NA</p> <p>CLD-MOB-SM-HW-DW-EU CLD-MOB-SM-HW-WW-EU</p>
medium cloud mobile		<p>overall ø of mobile: 2100mm (7')</p> <p>includes: 1 small, 1 medium, 1 large pendant hanging weight: 6.0kg (13.2lbs)*</p> <p>ships in two boxes* - 770 x 420 x 125mm (30.25 x 16.75 x 5") plug-in: 8.2kg (18lbs) hardwire: 10.0kg (22lbs) -1345 x 265 x 50mm (53 x 10.5 x 2") 1.5kg (3.3lbs)</p>	<p>white textile shade (translucent)</p> <p>clear anodized aluminum mobile</p>	<p>plug-in 110 - 240 V NA + EU plug type included</p> <p>hardwire 110 - 120 V North America</p> <p>hardwire 220 - 240 V Europe</p> <p>2228 lumens** 72W power draw</p>	<p>daylight white 4800K warm white 3300K</p> <p>daylight white 4800K warm white 3300K</p> <p>daylight white 4800K warm white 3300K</p>	<p>CLD-MOB-MD-PI-DW CLD-MOB-MD-PI-WW</p> <p>CLD-MOB-MD-HW-DW-NA CLD-MOB-MD-HW-WW-NA</p> <p>CLD-MOB-MD-HW-DW-EU CLD-MOB-MD-HW-WW-EU</p>
large cloud mobile		<p>overall ø of mobile: 3000mm (10')</p> <p>includes: 1 medium, 1 large, 1 x-large pendant hanging weight: 12.0kg (26.5lbs)*</p> <p>ships in two boxes* - 1100 x 600 x 160mm (43.25 x 23.75 x 6.25") plug-in: 18.0kg (40lbs) hardwire: 19.8kg (43.7lbs) -1900 x 325 x 50mm (74.75 x 12.75 x 2") 2.6kg (5.7lbs)</p>	<p>white textile shade (translucent)</p> <p>clear anodized aluminum mobile</p>	<p>plug-in 110 - 240 V NA + EU plug type included</p> <p>hardwire 110 - 120 V North America</p> <p>hardwire 220 - 240 V Europe</p> <p>3330 lumens** 117W power draw</p>	<p>daylight white 4800K warm white 3300K</p> <p>daylight white 4800K warm white 3300K</p> <p>daylight white 4800K warm white 3300K</p>	<p>CLD-MOB-LG-PI-DW CLD-MOB-LG-PI-WW</p> <p>CLD-MOB-LG-HW-DW-NA CLD-MOB-LG-HW-WW-NA</p> <p>CLD-MOB-LG-HW-DW-EU CLD-MOB-LG-HW-WW-EU</p>
6 meter (20') electrical extension for cloud pendant		<p>- all cloud mobiles come standard with 1.5m (5') of electrical cable. This extension is only required for additional length</p> <p>- for the small mobile, up to five 3m (10') electrical extensions can be added without significant light loss (up to three 3m (10') for the medium or large mobile)</p>	silver coaxial cable			CLD-EEXT-MOB-10
optional transformer enclosure + 18" Ø canopy plate		<p>- 455mm (18") Ø x 85mm (3.5") - add to all sizes of 110 - 120V hardwire cloud mobiles to enclose the transformer and conceal it between canopy plate and coiling</p>	white powder coated steel			CLD-CNPY-TR-18-NA

* weights may vary

** lumen values refer to LED output, note that cloud shade will absorb some of the light


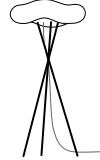


cloud softlight pendant with LED						
product		dimensions	material + colour	power supply lumens + voltage	colour of LED	product code
small cloud pendant		545mm (21.5") ø hanging weight: 0.7kg (1.5lbs)* ships in box 290 x 240 x 150mm (11.5 x 9.5 x 6") 1.6kg (4.0lbs) (plug-in)* 2.0kg (4.4lbs) (hardwire)*	white textile shade (translucent) clear anodized aluminum mobile	plug-in 110 - 240 V NA + EU plug type included hardwire 110 - 120 V North America hardwire 220 -240 V Europe 315 lumens** 10W power draw	daylight white 4800K warm white 3300K daylight white 4800K warm white 3300K daylight white 4800K warm white 3300K	CLD-PEN-SM-PI-DW CLD-PEN-SM-PI-WW CLD-PEN-SM-HW-DW-NA CLD-PEN-SM-HW-WW-NA CLD-PEN-SM-HW-DW-EU CLD-PEN-SM-HW-WW-EU
medium cloud pendant		860mm (34") ø hanging weight: 1.4kg (3.0lbs)* ships in box 590 x 270 x 140mm (23.25 x 10.75 x 5.5") 2.8kg (6.0lbs) (plug-in)* 3.2kg (7.0lbs) (hardwire)*	white textile shade (translucent) clear anodized aluminum mobile	plug-in 110 - 240 V NA + EU plug type included hardwire 110 - 120 V North America hardwire 220 -240 V Europe 765 lumens** 25W power draw	daylight white 4800K warm white 3300K daylight white 4800K warm white 3300K daylight white 4800K warm white 3300K	CLD-PEN-MD-PI-DW CLD-PEN-MD-PI-WW CLD-PEN-MD-HW-DW-NA CLD-PEN-MD-HW-WW-NA CLD-PEN-MD-HW-DW-EU CLD-PEN-MD-HW-WW-EU
large cloud pendant		1200mm (46") ø hanging weight: 3.6kg (7.9lbs)* ships in box 770 x 420 x 125mm (30.25 x 16.75 x 5") 5.6kg (12lbs) (plug-in)* 6.5kg (14.3lbs) (hardwire)*	white textile shade (translucent) clear anodized aluminum mobile	plug-in 110 - 240 V NA + EU plug type included hardwire 110 - 120 V North America hardwire 220 -240 V Europe 1148 lumens** 40W power draw	daylight white 4800K warm white 3300K daylight white 4800K warm white 3300K daylight white 4800K warm white 3300K	CLD-PEN-LG-PI-DW CLD-PEN-LG-PI-WW CLD-PEN-LG-HW-DW-NA CLD-PEN-LG-HW-WW-NA CLD-PEN-LG-HW-DW-EU CLD-PEN-LG-HW-WW-EU
x-large cloud pendant		1620mm (64") ø hanging weight: 6.4kg (14.1lbs)* ships in box 1100 x 600 x 160mm (43.25 x 23.75 x 6.25") 10.6kg (23lbs) (plug-in)* 11.5kg (25.4lbs) (hardwire)*	white textile shade (translucent) clear anodized aluminum mobile	plug-in 110 - 240 V NA + EU plug type included hardwire 110 - 120 V North America hardwire 220 -240 V Europe 1418 lumens** 55W power draw	daylight white 4800K warm white 3300K daylight white 4800K warm white 3300K daylight white 4800K warm white 3300K	CLD-PEN-XL-PI-DW CLD-PEN-XL-PI-WW CLD-PEN-XL-HW-DW-NA CLD-PEN-XL-HW-WW-NA CLD-PEN-XL-HW-DW-EU CLD-PEN-XL-HW-WW-EU
6 meter (20') electrical extension for cloud pendant		- up to four 6m (20') extensions can be added without significant light loss	silver coaxial cable			CLD-EEXT-PEN-20
optional transformer enclosure + 16" Ø canopy plate		- 405mm (16") Ø x 51mm (2") - add to all sizes of 110 - 120V hardwire cloud pendants to enclose the transformer and conceal it between canopy plate and ceiling	white powder coated steel			M-CLD-CNPY-TR-16

* weights may vary

** lumen values refer to LED output, note that cloud shade will absorb some of the light






cloud floor + table softlight with LED						
product		dimensions	material + colour	power supply lumens + voltage	colour of LED	product code
cloud table light		545mm ø (21.5") shade 584mm (23") height product weight: 0.8kg (1.8lbs)* shipping weight: 2.0kg (4.4lbs)* ships in 2 boxes: 330 x 330 x 140mm (13" x 13" x 5.5") 640 x 80mm ø (25" x 3" ø)	white textile shade (translucent) wood legs	plug-in 110 - 240 V NA + EU plug type included 315 lumens** 10W power draw	daylight white 4800K warm white 3300K	CLD-TAB-PI-DW CLD-TAB-PI-WW
cloud floor light		545mm ø (21.5") shade 1,473mm (58") height product weight: 0.8kg (1.8lbs)* shipping weight: 2.4kg (5.3lbs)* ships in 2 boxes: 330 x 330 x 140mm (13" x 13" x 5.5") 1520 x 80mm ø (60" x 3" ø)	white textile shade (translucent) wood legs	plug-in 110 - 240 V NA + EU plug type included 315 lumens** 10W power draw	daylight white 4800K warm white 3300K	CLD-FLR-PI-DW CLD-FLR-PI-WW

* weights may vary

** lumen values refer to LED output, note that cloud shade will absorb some of the light

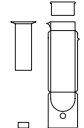
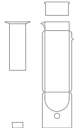
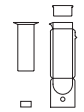
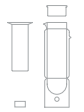
















urchin softlight with LED						
product		dimensions	material + colour	power supply lumens + voltage	colour of LED	product code
urchin softlight small		320mmØ x 300mm (12.5"Ø x 10.5") ships in box 510 x 180 x 140mm (20" x 7" x 5.5") product weight / shipping weight* 0.8 kg (1.8lbs) / 2.0kg (6.6lbs)	white textile shade (translucent)	plug-in 110 - 240 V NA + EU plug type included 180 lumens** 6W power draw	daylight white 4800K warm white 3300K	URC-T-WH-SM-DW URC-T-WH-SM-WW
urchin softlight medium		445mmØ x 435mm (17.5"Ø x 16.5") ships in box 660 x 240 x 135mm (26" x 9.5" x 5.5") product weight / shipping weight* 1.8kg (4lbs) / 3.2kg (7lbs)	white textile shade (translucent)	plug-in 110 - 240 V NA + EU plug type included 270 lumens** 9W power draw	daylight white 4800K warm white 3300K	URC-T-WH-MD-DW URC-T-WH-MD-WW
urchin softlight large		635mmØ x 570mm (25"Ø x 22.5") ships in box 820 x 320 x 165mm (32.25" x 12.5" x 6.5") product weight / shipping weight* 3kg (6.6lbs) / 5.2kg (11.4lbs)	white textile shade (translucent)	plug-in 110 - 240 V NA + EU plug type included 335 lumens** 11W power draw	daylight white 4800K warm white 3300K	URC-T-WH-LG-DW URC-T-WH-LG-WW

* weights may vary

** lumen values refer to LED output, note that urchin shade will absorb some of the light



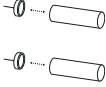


float							
product		volume ml(oz)	product code	product		volume ml(oz)	product code
tea lantern (3 glass parts: tea pot, lid, candle holder) (stainless steel infuser)		1000ml (34 fl oz)**	FLO-TL-C1 clear glass	tea lantern translucent (3 glass parts: tea pot, filter, candle holder) (stainless steel infuser)		1000ml (34 fl oz)**	FLO-TL-F1 translucent fritted glass
small tea lantern (3 glass parts: tea pot, lid, candle holder) (stainless steel infuser)		500ml (17 fl oz)**	FLO-TS-C1 clear glass	small tea lantern translucent (3 glass parts: tea pot, lid, candle holder) (stainless steel infuser)		500ml (17 fl oz)**	FLO-TS-F1 translucent fritted glass
tea cups (set of 2)		220ml (7.5 fl oz)* 150ml (5 fl oz)**	FLO-TC-C2 clear glass	tea cups translucent (set of 2)		220ml (7.5 fl oz)* 150ml (5 fl oz)**	FLO-TC-F2 translucent fritted glass
sugar + cream (3 parts: sugar with lid and cream)		220ml (7.5 fl oz)* 120ml (4 fl oz)**	FLO-SC-C1 clear glass	small sugar + cream (set of 2)		50ml (1.7 fl oz)* 30ml (1 fl oz)**	FLO-SS-C1 clear glass
matcha bowl (1 bowl)		470ml (16 fl oz)* 180ml (6 fl oz)**	FLO-MB-C1 clear glass	animal soup (1 bowl)		530ml (18 fl oz)* 400ml (14 fl oz)**	FLO-AS-C1 clear glass
champagne flutes (set of 2)		180ml (6 fl oz)* 120ml (4 fl oz)**	FLO-CF-C2 clear glass	red wine glasses (set of 2)		400ml (14 fl oz)* 150ml (5 fl oz)**	FLO-WG-C2 clear glass
pilsner flutes (set of 2)		325ml (11 fl oz)* 300ml (10 fl oz)**	FLO-PF-C2 clear glass	liqueur glasses (set of 2)		55ml (1.9 fl oz)* 45ml (1.5 fl oz)**	FLO-LG-C2 clear glass
martini glasses (set of 2)		200ml (7 fl oz)* 90ml (3 fl oz)**	FLO-MG-C2 clear glass	martini glasses translucent (set of 2)		200ml (7 fl oz)* 90ml (3 fl oz)**	FLO-MG-F2 translucent fritted glass
glass bubbles (set of 3)		100mm ø (4") (works with a 45mm ø (1.75") floating candle)	FLO-GB-C3 clear glass	glass bubbles translucent (set of 3)		100mm ø (4") (works with a 45mm ø (1.75") floating candle)	FLO-GB-F3 translucent fritted glass

* total volume to rim of glass

** suggested serving volume (ask for diagram)




hobo lantern + hobo felt bag					
product		dimensions	material + colour	power supply lumens + voltage	product code
hobo lantern		380 tall + handles, 300 x 180mm elliptical base. (15", 12" x 7") product weight/shipping weight* 0.1kg (0.2lbs) / 0.5kg (2lbs) hanging weight including batteries 0.2kg (0.5lbs)*	white non-woven textile (translucent)	plug-in 110 - 240 V NA + EU plug type included plug-in + battery 180 lumens** daylight white 4500K 3W power draw	HOBO-LTN-DW
hobo felt bag		380 tall + handles, 300 x 180mm elliptical base. (15", 12" x 7") ships in box 400 x 400 x 60mm (15.75" x 15.75" x 2.25") product weight / shipping weight* 0.6kg (1.3lbs) / 0.8kg (2lbs)	natural grey wool felt black wool felt		HOBO-BAG-FLT-GR HOBO-BAG-FLT-BK
cork pegs (set of 2 wall hooks and magnetic connectors)		150 x 40mm (6" x 1.5") cork peg 28mm ø magnet cup 25mm ø magnet includes 2 magnets and 2 cup connection points that can screw to wall	natural cork pegs nickel plated magnets		PEG-HOOK-2

* weights may vary

** lumen values refer to LED output, note that hobo lantern textile material will absorb some of the light



cappello					
product		dimensions	material + colour	power supply lumens + voltage	product code
cappello light		<p>660mm (26") tall ships in box 550 x 170 x 95mm (21.5" x 6.75" x 3.75")</p> <p>product weight / shipping weight** 0.9kg (2lbs) / 1.4kg (3lbs)</p>	<p>white marble base white paper shade steel rod</p>	<p>plug-in 110 - 240 V NA + EU plug type included</p> <p>warm white 3300K</p> <p>3W power draw</p> <p>180 lumens**</p>	CAP-WW

* weights may vary

** lumen values refer to LED output, note that cappello shade will absorb some of the light

